



FAFSA COMPLETION TRENDS, POLICIES, AND PRACTICES IN ALASKA AND BEYOND

*Alaska FAFSA Summit
October 26, 2023*

HI!

I'M REALLY GLAD TO BE HERE!



Bill DeBaun

*Senior Director of Data
and Strategic Initiatives*

NCAN

debaunb@ncan.org

NCAN WHO WE ARE, WHAT WE DO

The **National College Attainment Network (NCAN)** pursues its mission by building network capacity, advocating for policy solutions, and supporting systems change

Build field capacity

Bolster knowledge, skills, & competencies of leaders & practitioners through access to best practices, resources, professional development, & network connections.

Advocate for policy solutions

Build the case for research-based state & federal policies that equitably advance postsecondary affordability & completion; equip members & students to advocate for change.

Increase Alignment & Collaboration

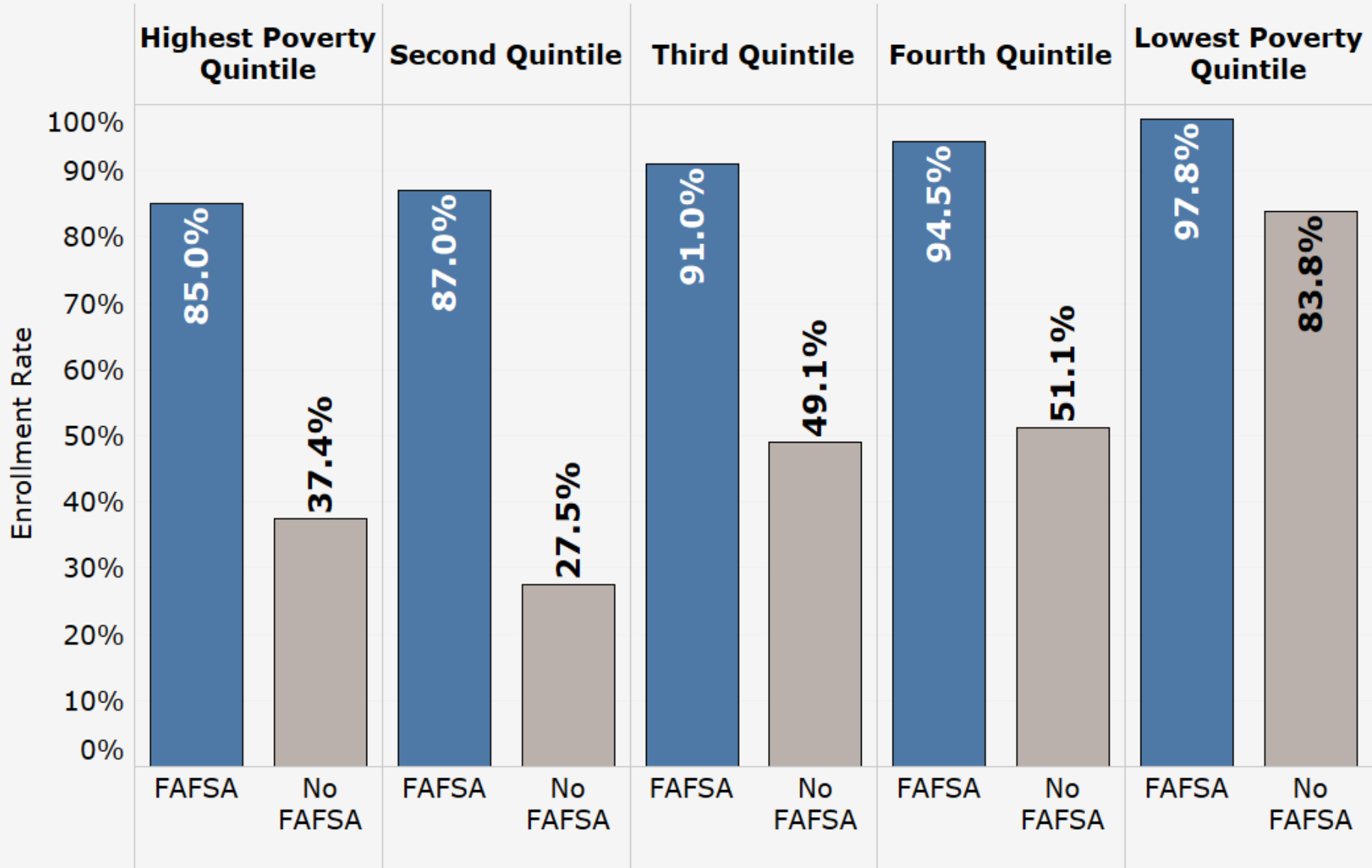
Elevate evidence-based strategies for increasing degree attainment to systems-level leaders (state agencies, districts), & forge connections across educational orgs & systems.

AGENDA

- 1. Answer, “Why FAFSA at all?”**
- 2. Consider national and state FAFSA completion trends for the classes of 2022 and 2023**
- 3. Dive into Alaska’s historic FAFSA completion pattern**
- 4. Examine best practices for statewide FAFSA initiatives nationwide**
- 5. Leave plenty of time for questions (feel free to interrupt)!**

FAFSA

Immediate college enrollment following high school graduation, by percentile of district poverty and FAFSA completion status.

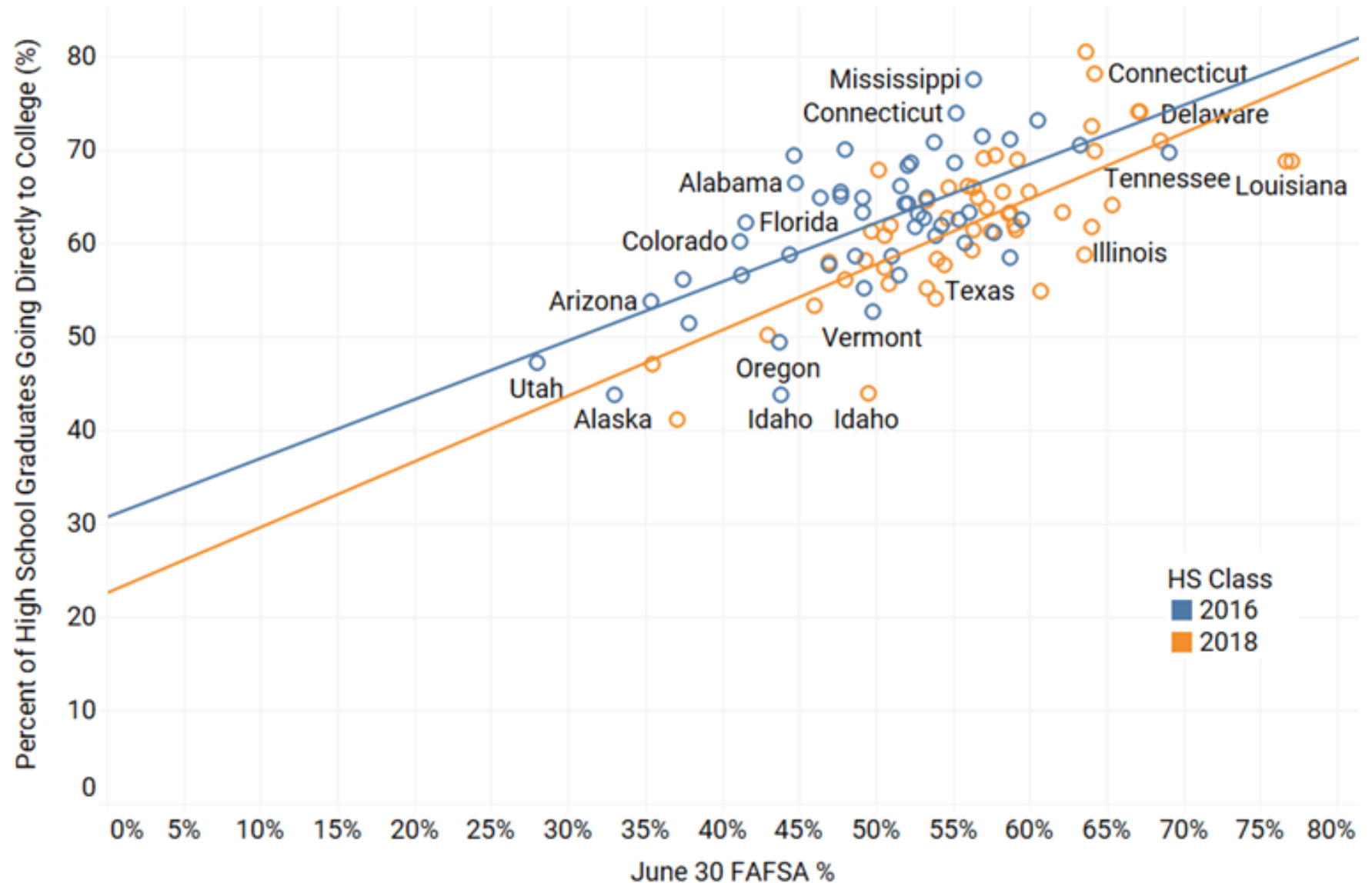


WHY
FAFSA
COMPLETION
MATTERS
SO
MUCH

Source: NCAN analysis of High School Longitudinal Study: 2009 data

WHY FAFSA COMPLETION MATTERS SO MUCH

FAFSA Completion by June and Immediate College Enrollment, High School Classes of 2016 and 2018



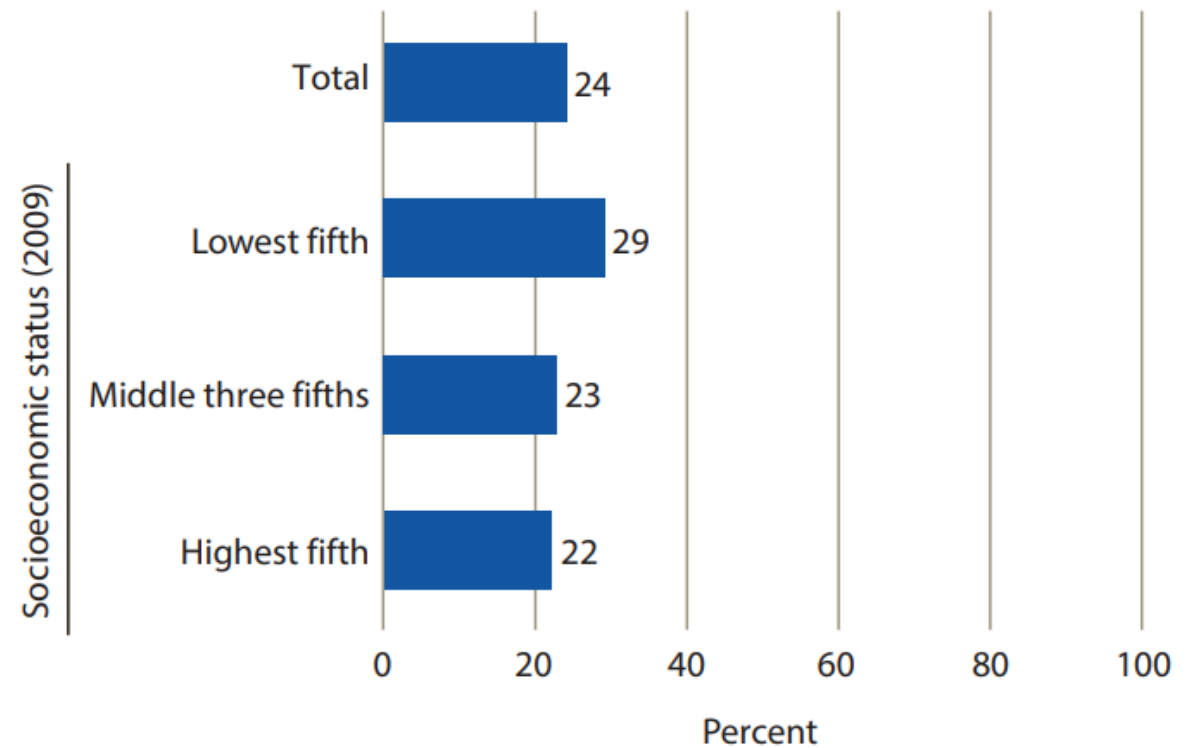
Source: NCAN FAFSA Tracker; NCHEMS HigherEdInfo.org

FAFSA COMPLETION CAN BE THE CANARY IN THE COAL MINE

High School Class	National FAFSA Completion Rate	Year-Over-Year FAFSA % Change	National First Fall Enrollment Rate
2018	54.0%	+1.9%	64%
2019	53.8%	-0.5%	62.9%
2020	52.0%	-3.7%	59.9%
2021	49.9%	-4.8%	58.8%
2022	52.1%	+4.6%	60.0%

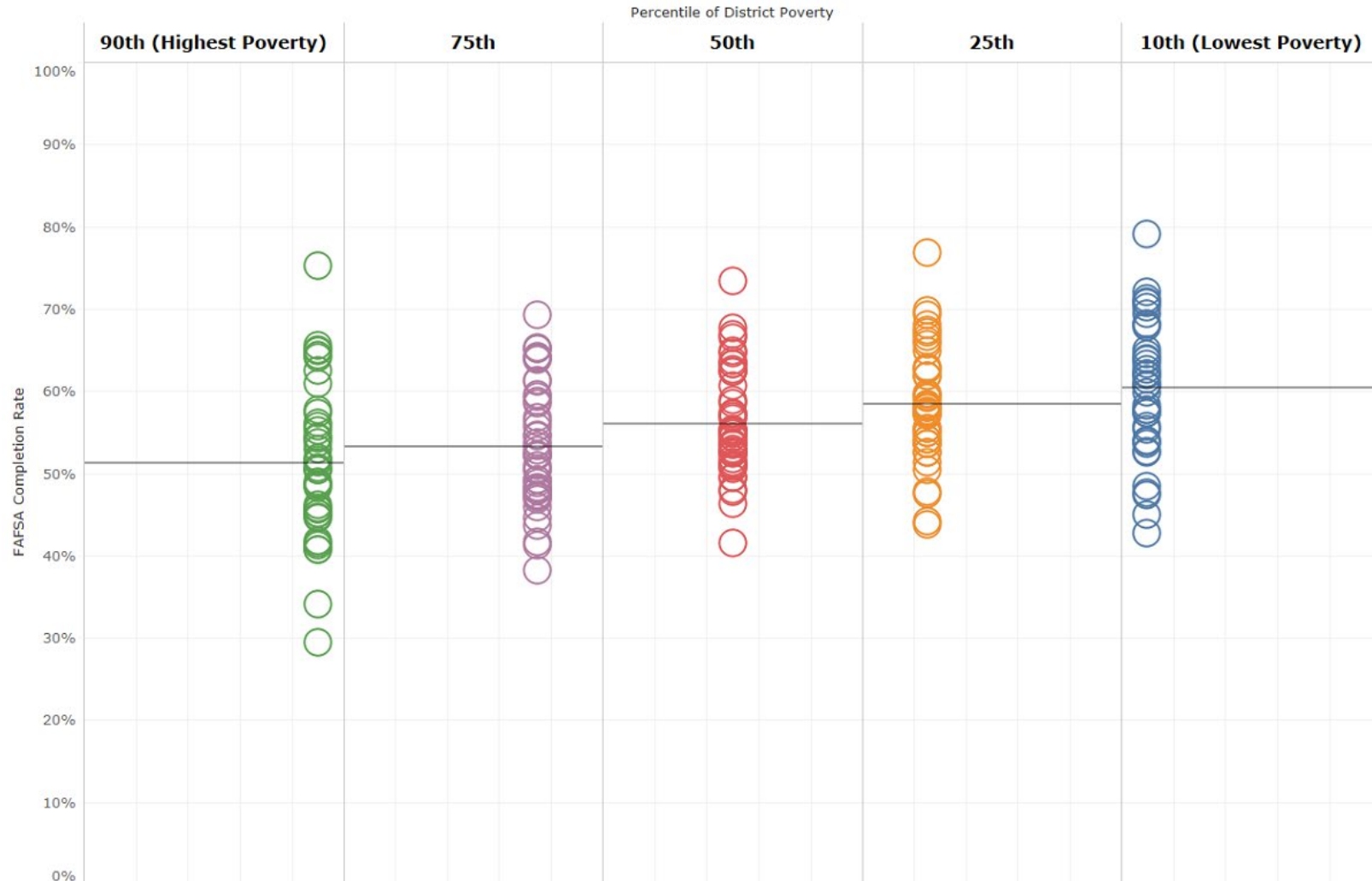
FAFSA COMPLETION IS OFTEN DEEPLY INEQUITABLE (PT. 1)

Percentage of fall 2009 ninth-graders who did not complete the Free Application for Federal Student Aid (FAFSA), by socioeconomic status: 2013



FAFSA COMPLETION IS OFTEN DEEPLY INEQUITABLE (PT. 2)

Average FAFSA Completion Rate by Percentile of District Poverty

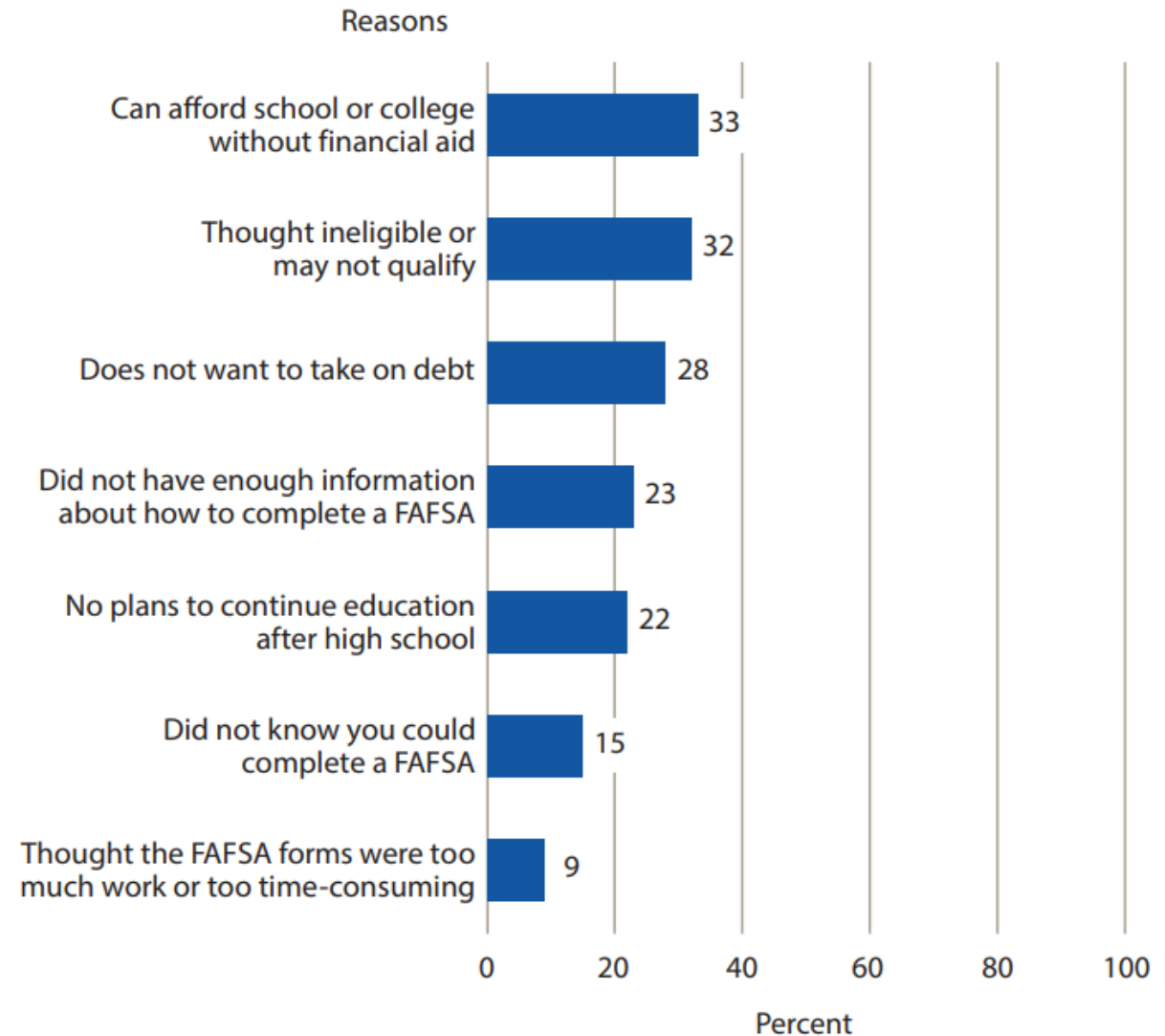


Source: NCAN, "Students in Higher-Poverty School Districts Are Less Likely to Apply for Financial Aid"

**SO WHY DON'T MORE
STUDENTS COMPLETE
THE FAFSA?**

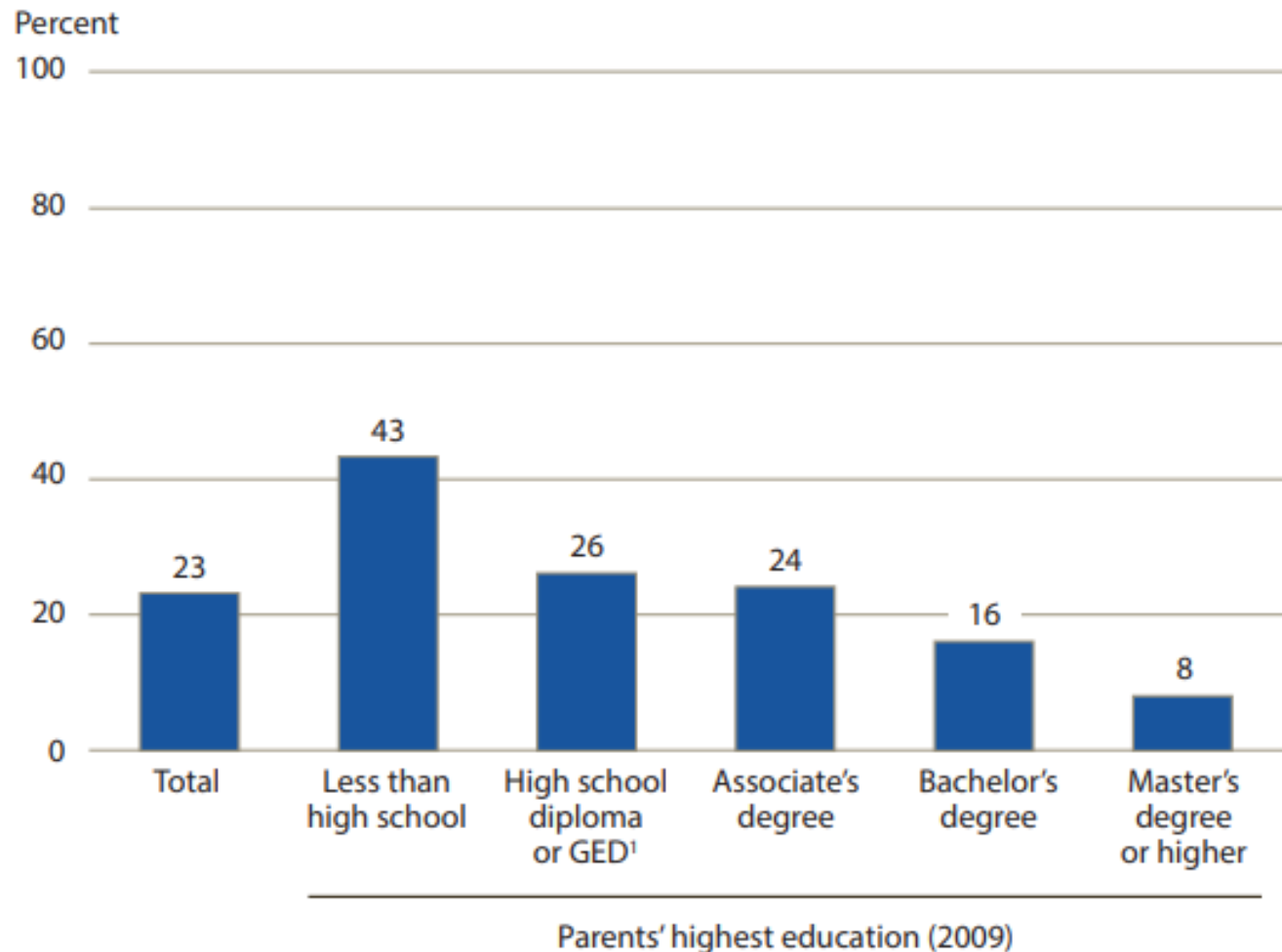
NCES STUDY OF A COHORT OF FALL 2009 9TH GRADERS (HS CLASS OF 2013)

Percentage of fall 2009 ninth-graders without a completed Free Application for Federal Student Aid (FAFSA), by reasons for not completing a FAFSA: 2013



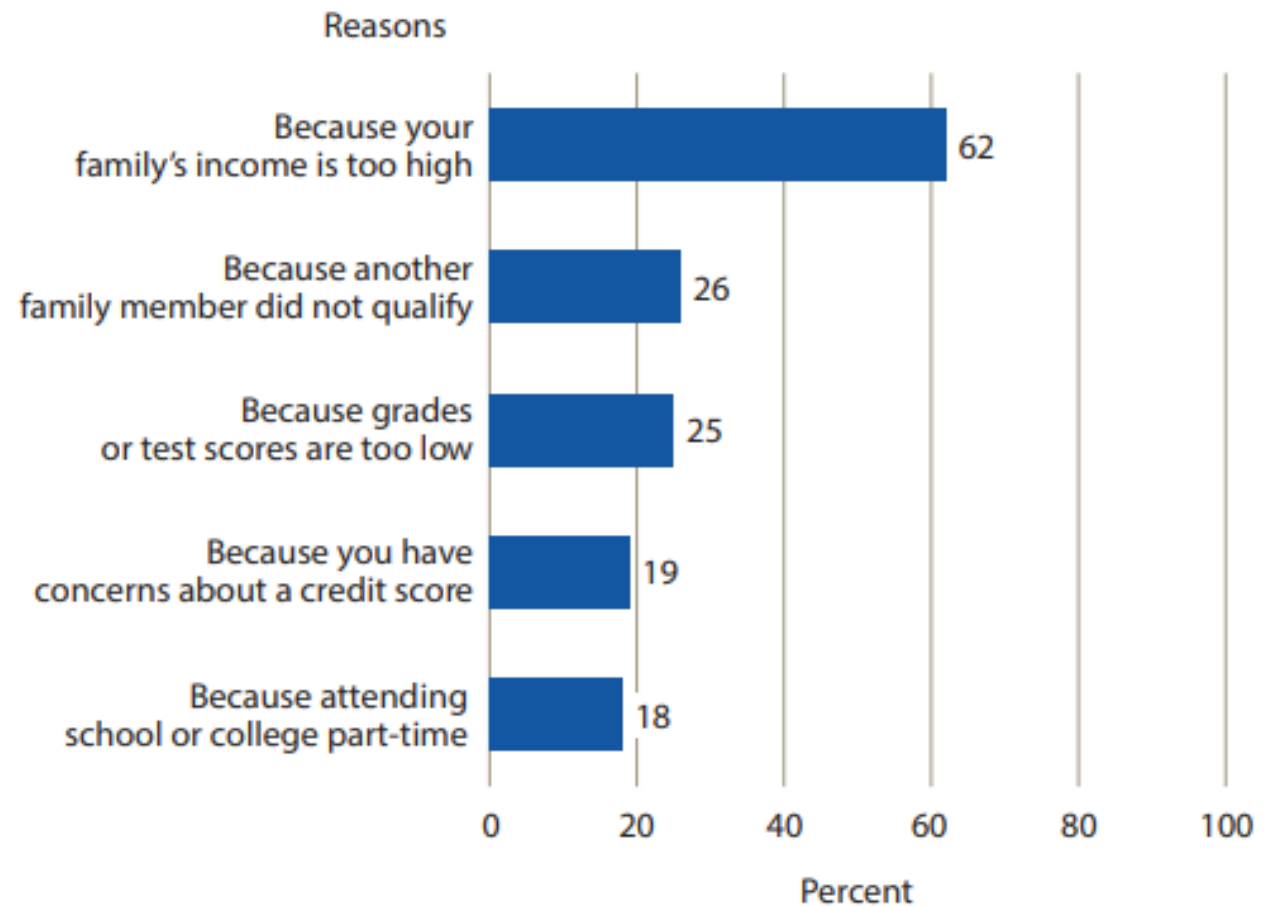
NCES STUDY OF A COHORT OF FALL 2009 9TH GRADERS (HS CLASS OF 2013)

Percentage of fall 2009 ninth-graders without a completed Free Application for Federal Student Aid (FAFSA), whose reason for not completing a FAFSA was because they or their family did not have enough information about how to complete it, by parents' highest education: 2013



NCES STUDY OF A COHORT OF FALL 2009 9TH GRADERS (HS CLASS OF 2013)

Percentage of fall 2009 ninth-graders without a completed Free Application for Federal Student Aid (FAFSA), who did not complete a FAFSA because they or their family thought they would not qualify for financial aid, by the reasons why they thought they would not qualify: 2013



FINDINGS FROM OTHER SOURCES

Education Northwest: The literature tells us that students and families...

1. think they do not have financial need
2. lack awareness and information about financial aid
3. are deterred by the cost of college and the thought of taking on debt
4. are put off by the complexity of the FAFSA form and process
5. face similar barriers to FAFSA renewal

Big Myths:

- “FAFSA is a waste of time because college is too expensive.”
- “My parents make too much money to qualify for aid.”
- “Applying is unsafe, and as an undocumented student, I won’t get any money anyway.”
- “FAFSA will force me to take out loans, and I don’t want to take out any loans.”

FINDINGS FROM OTHER SOURCES

EAB:

- **“Students, particularly first-generation and low-income students, don’t understand how financial aid could work for them. They often think they won’t qualify for aid and therefore don’t file. When they do file the FAFSA, it’s a challenging experience because they are often doing it on their own or with limited help.”**
- **“...almost 30% of the low-income students who did not plan to file a FAFSA said they did not think they would qualify for financial aid. And 10% of these students said either they did not have help or had trouble getting the required documentation.”**

Davidson (2013): “Across five national surveys, the top two answers were that students or parents did not have financial need or did not think they would qualify. However, a third of students who indicated they did not need aid were actually eligible, which reveals common misperceptions about who is eligible and how students qualify for aid.”

NOT COMPLETING THE FAFSA COSTS STATES (AND STUDENTS) MONEY

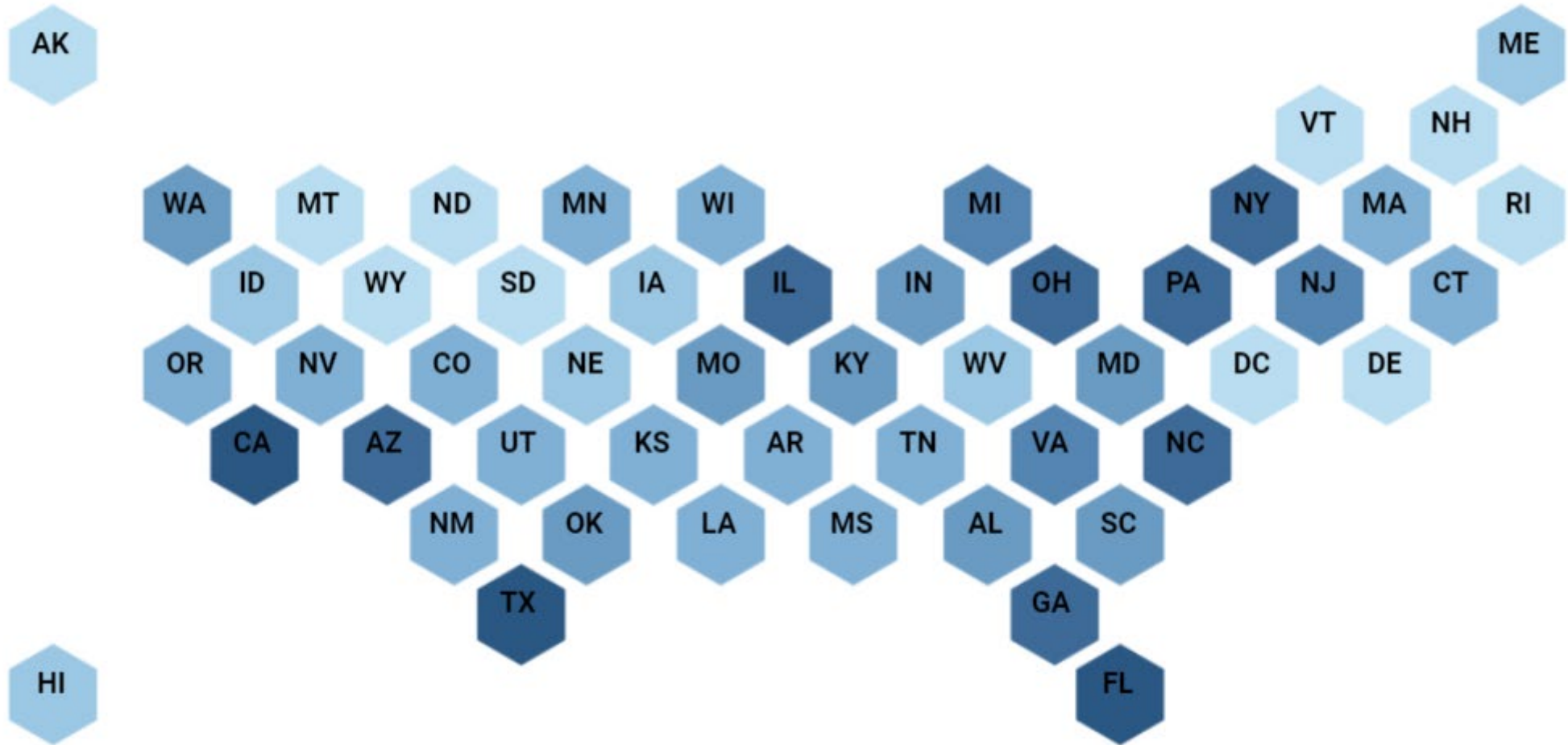


CLASS OF 2022 HIGH SCHOOL GRADUATES
TOTAL IN THE **U.S.A**

WHO WERE UNABLE TO COMPLETE
THE FAFSA **LEFT**

\$3.58 Billion
IN PELL GRANTS
ON THE TABLE

CLASS OF 2022 PELL GRANT DOLLARS LEFT ON THE TABLE




\$0-10M \$10M-25M \$25M-50M \$50M-75M \$75M-100M \$100M-250M >\$250M

CLASS OF 2022 HIGH SCHOOL GRADUATES IN ALASKA

WHO WERE UNABLE TO COMPLETE
THE FAFSA LEFT

\$6.8 MILLION
IN PELL GRANTS
ON THE TABLE



PELL ON THE TABLE: IMPLICATIONS FOR ALASKA

- **Alaska's class of 2022 left ~\$7 million in Pell Grants on the table**
- **31% of Alaska's FAFSA applicants were Pell Grant eligible (national average was 47%)**
- **The average Pell Grant award for Alaska high school graduates was \$4,243**
- **65% of high school graduates did not complete the FAFSA**

That \$6.8 million is equal to

40%

of the \$17 million Alaska invested in non-loan student financial aid in 2022

**HOW DID THE CLASS OF
2023 DO NATIONALLY?**

NCAN'S FORM YOUR FUTURE FAFSA TRACKER

- **Updated weekly**
- **Data at the national, state, city, district, and school levels**
- **Tracks absolute and relative performance**
- **Draws on public and private high school data released from Federal Student Aid**

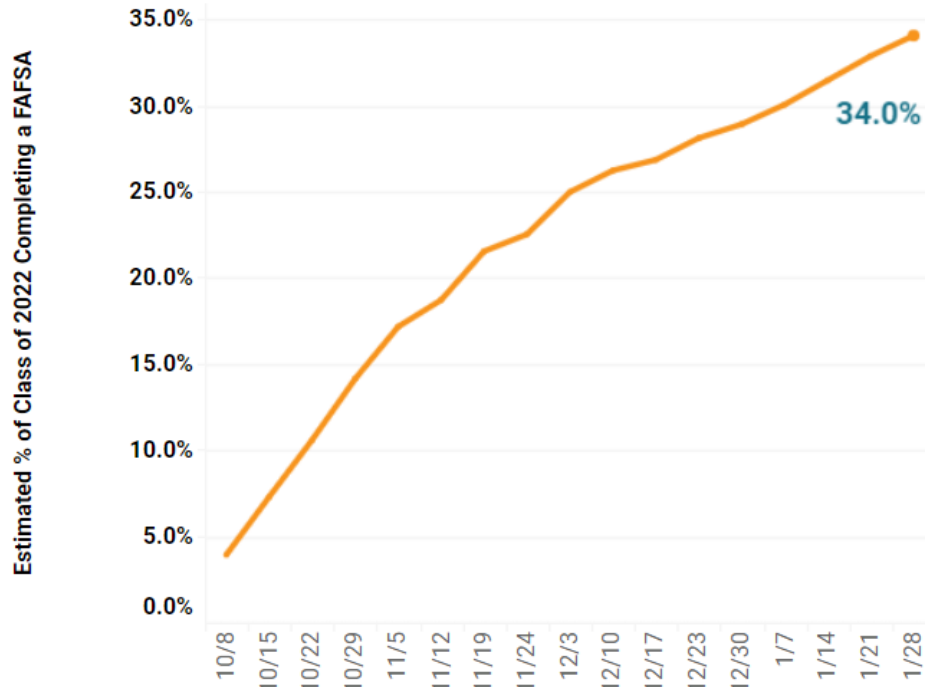


#FormYourFuture FAFSA TRACKER

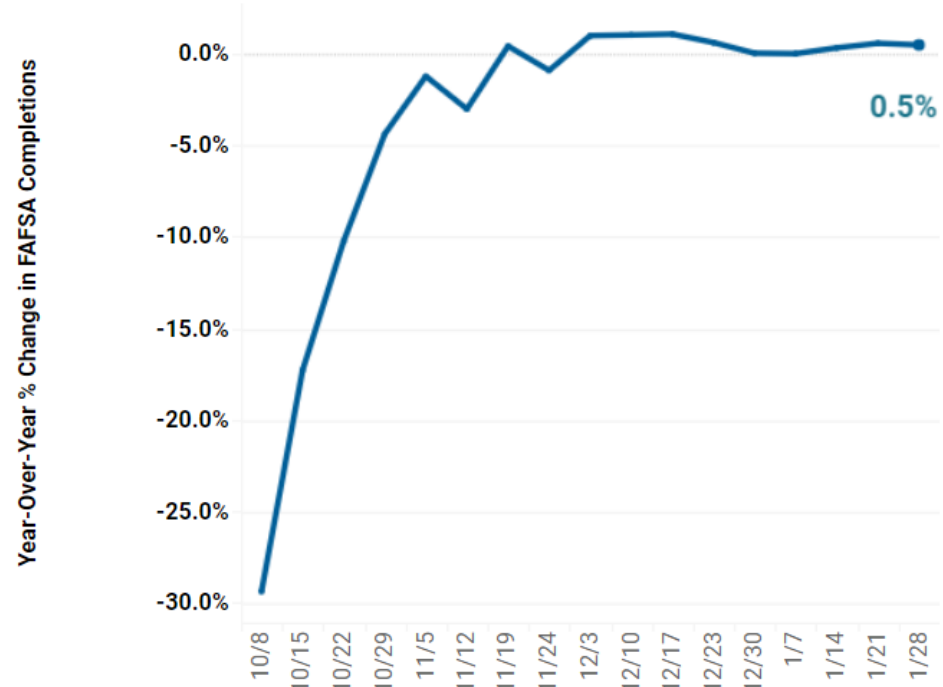


Through **January 28, 2022**, **34.0%** of the high school class of 2022 has completed a FAFSA. There have been **1,375,277** completions nationally, a **0.5%** change compared to last academic year.

Estimated Percent of Seniors Completing a FAFSA



Year-Over-Year % Change in FAFSA Completions

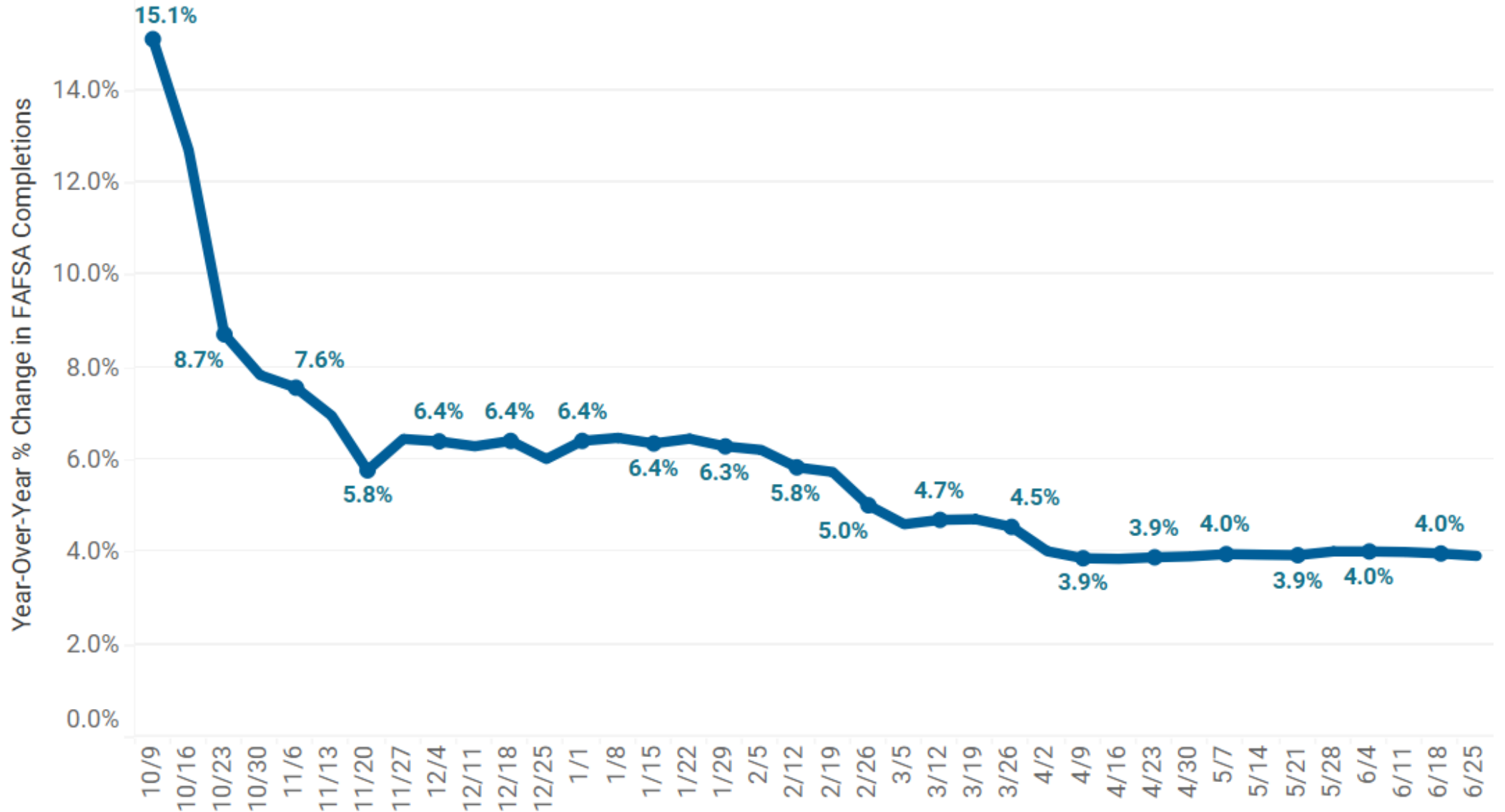


TWO METRICS WILL APPEAR AGAIN AND AGAIN TODAY

- **% Change Year-Over-Year:** A measure of *relative* progress showing how different the number of completions in this cycle (HS class of 2023) is from the number of completions from the previous cycle (HS class of 2022) through the same date. *Source: FSA data*
- **% of Seniors Completing:** A measure of *absolute* progress showing the estimated % of the class of 2023 has completed a FAFSA through a given date. *Source: FSA data (completions); WICHE (12th grade enrollments)*

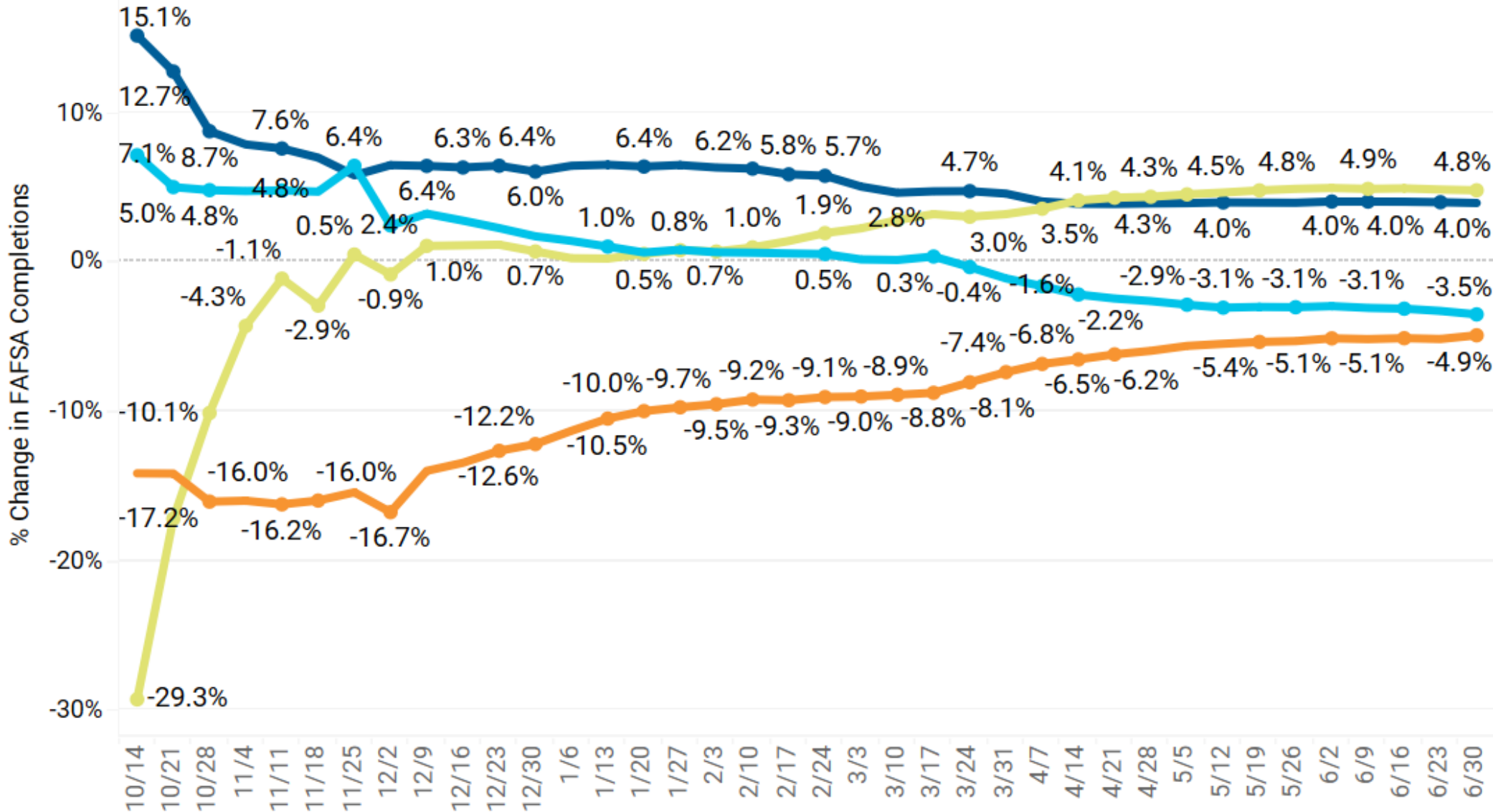
CLASS OF 2023, UNITED STATES

Year-Over-Year % Change in FAFSA Completions, U.S. Class of 2023



HOW DOES THAT COMPARE TO PREVIOUS YEARS?

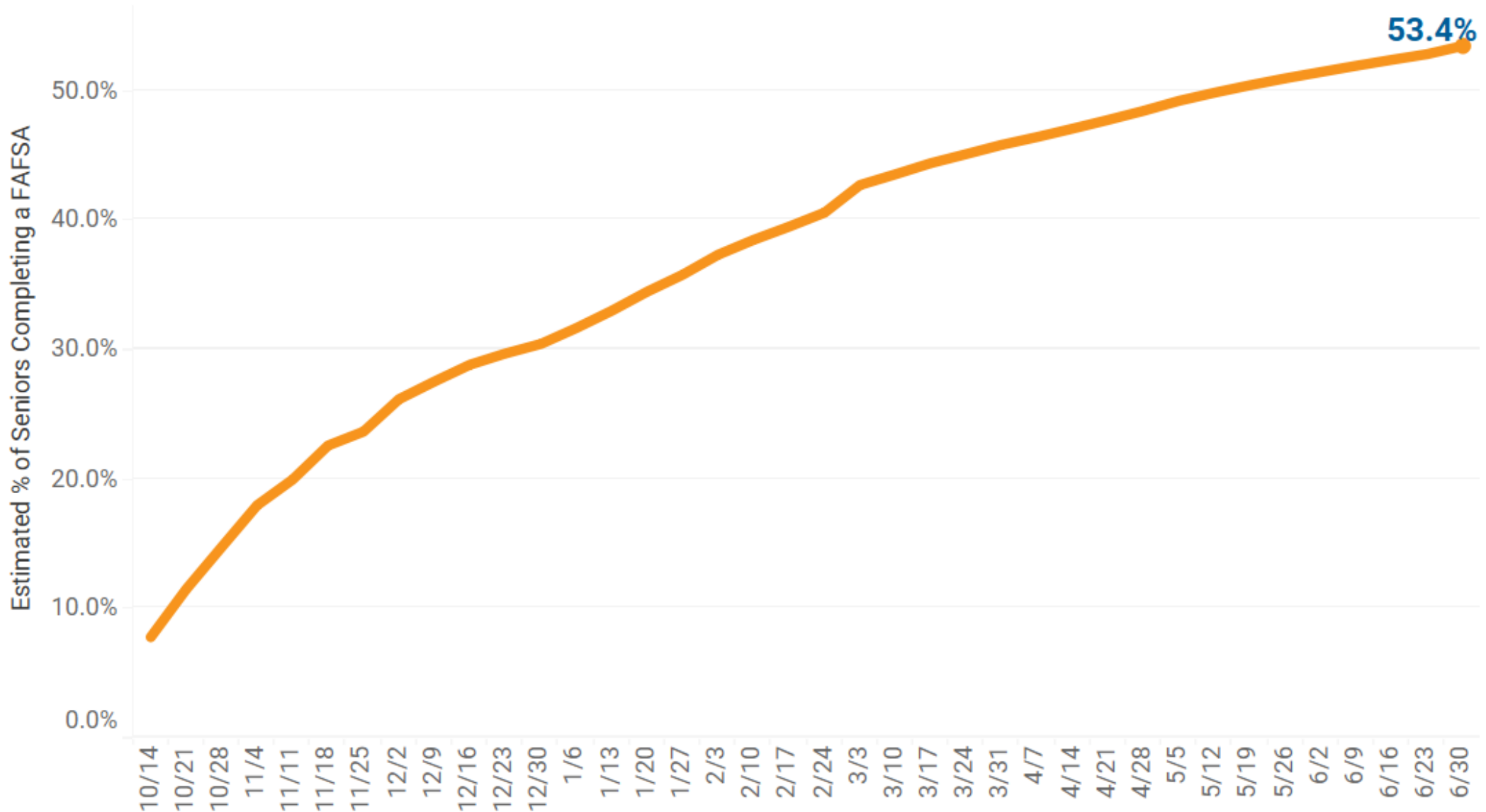
Year-Over-Year % Change in FAFSA Completion, U.S. High School Classes of 2020-23



- FAFSA Cycle**
- 2020-21
 - 2021-22
 - 2022-23
 - 2023-24

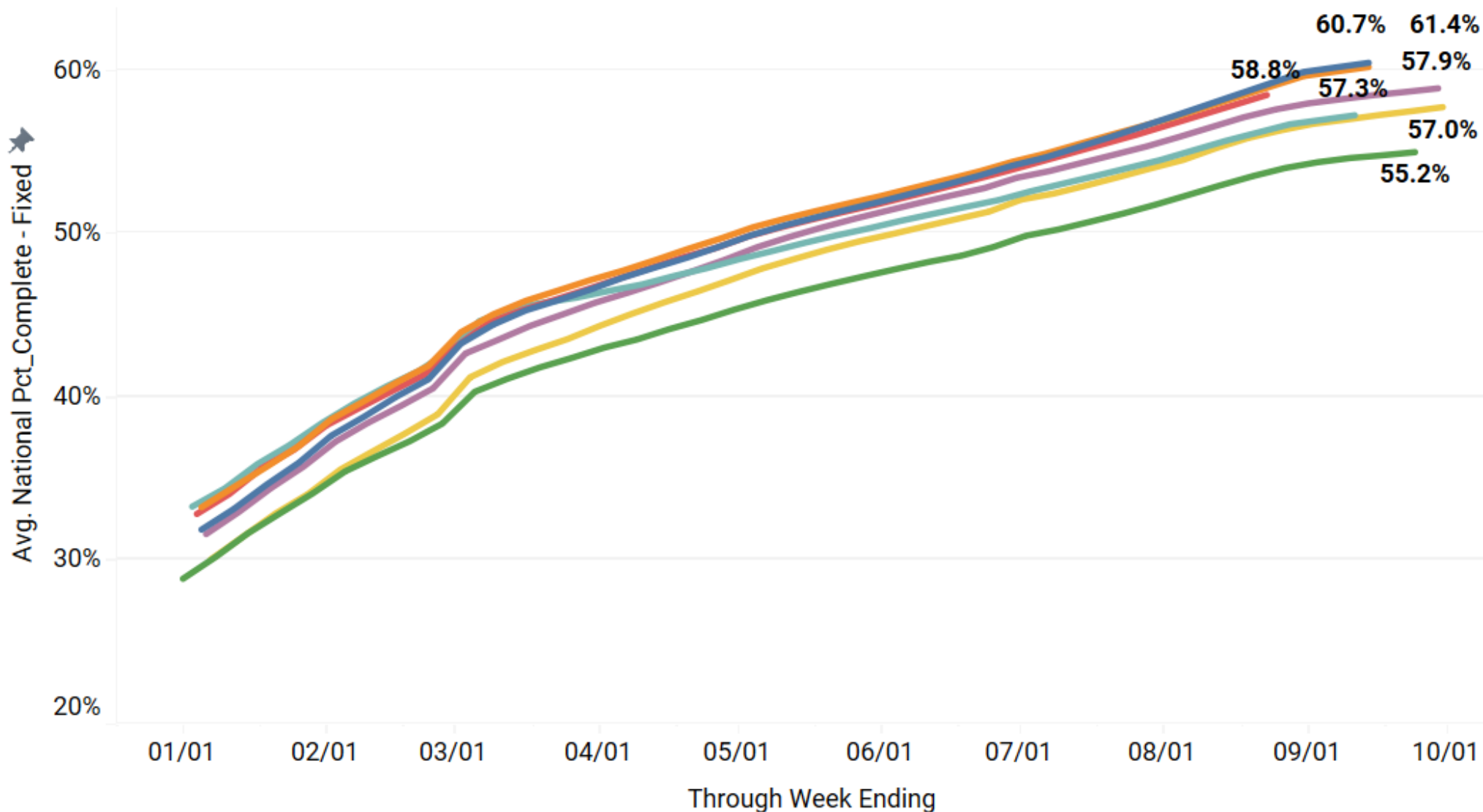
CLASS OF 2023, UNITED STATES

Estimated % of U.S. Seniors Completing a FAFSA, Through June 30, 2023



HOW DOES THAT COMPARE TO PREVIOUS YEARS?

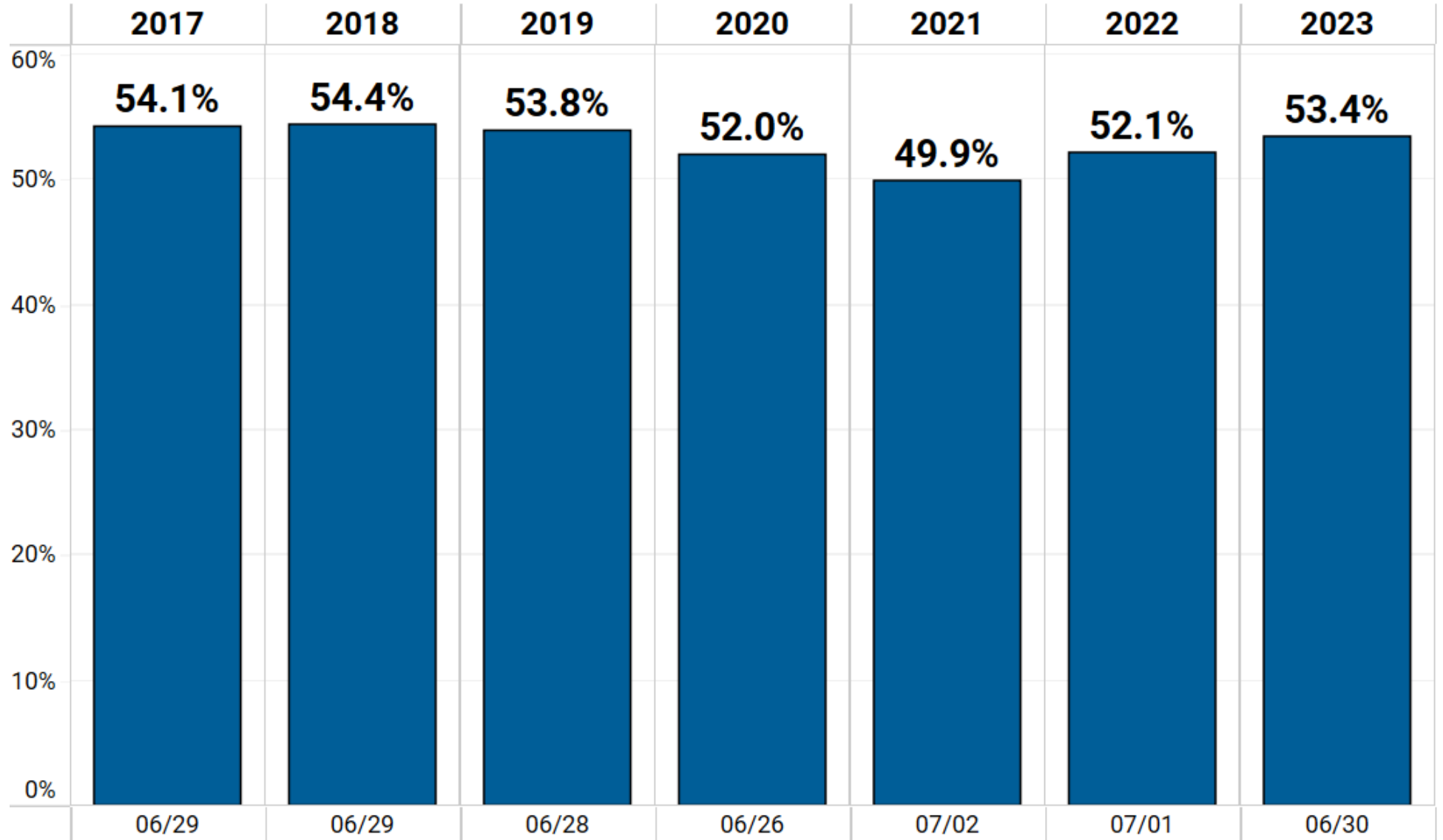
Estimated % of U.S. HS Seniors Completing FAFSA, Classes of 2017-2023



- Class
- 2017
 - 2018
 - 2019
 - 2020
 - 2021
 - 2022
 - 2023

HOW DOES THAT COMPARE TO PREVIOUS YEARS?

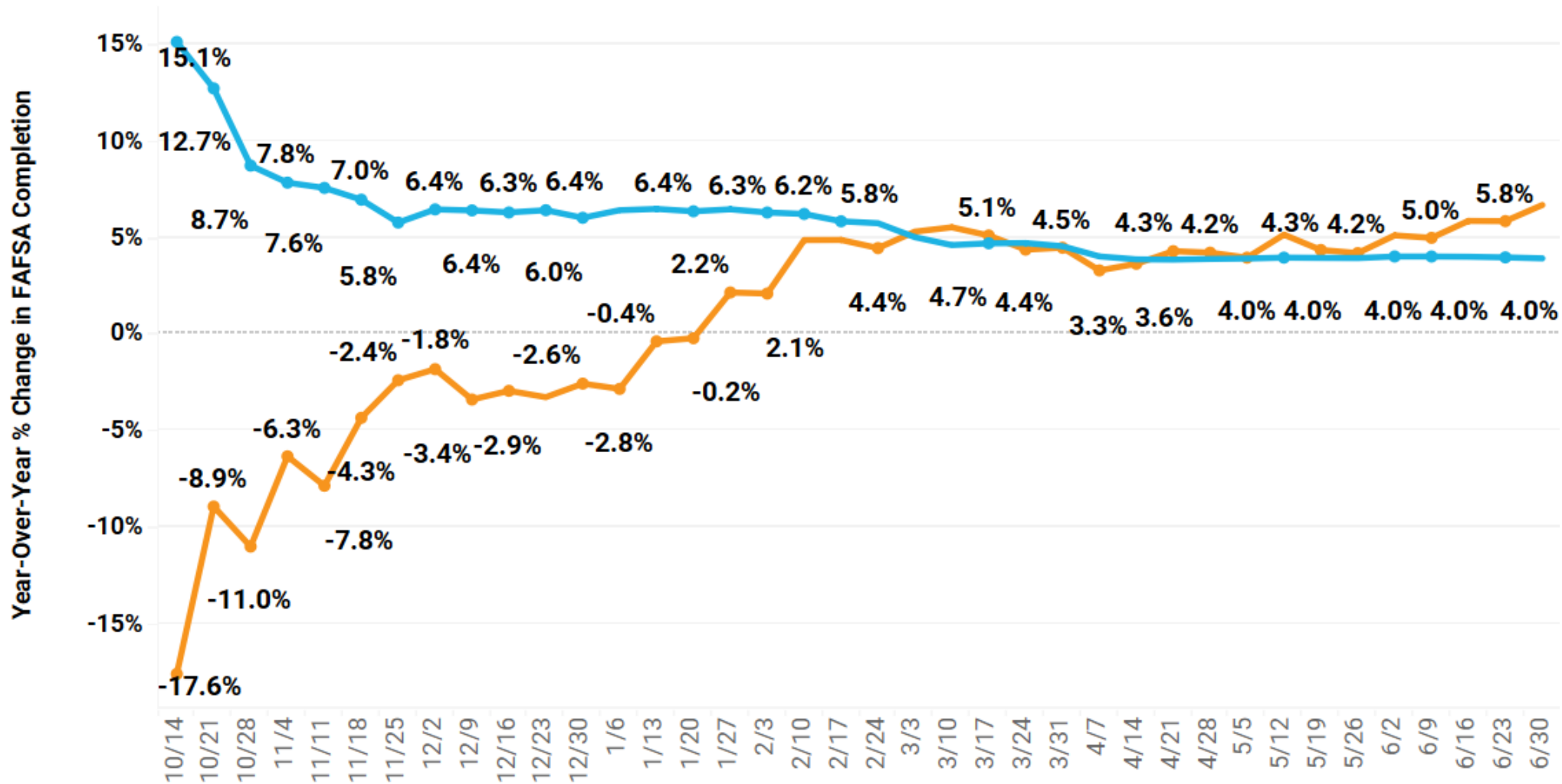
Estimated % of U.S. HS Seniors Completing FAFSA, Classes of 2017-2023, by ~June 30



**HOW DID THE CLASS OF
2023 DO **IN ALASKA?****

YEAR-OVER-YEAR PERCENT CHANGE IN FAFSA COMPLETIONS, 2023-24 FAFSA CYCLE, THROUGH JUNE 30

Alaska vs. National

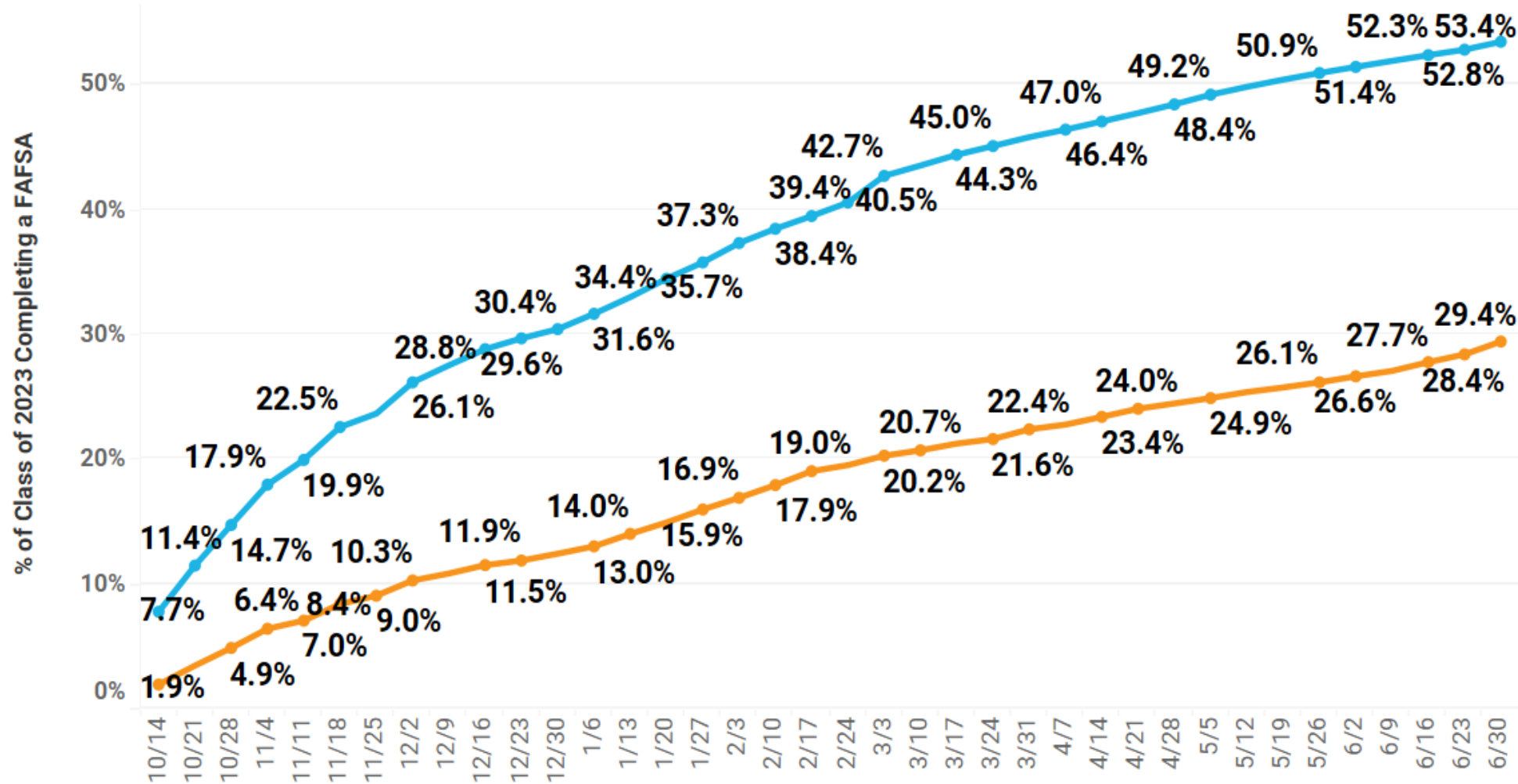


ALASKA
 (+6.7%)
 IS UP
 AND SEEING A
LARGER FAFSA
INCREASE
 THAN THE
NATION
OVERALL
 (+3.9%)

PERCENT OF SENIORS COMPLETING A FAFSA, 2023-24 FAFSA CYCLE

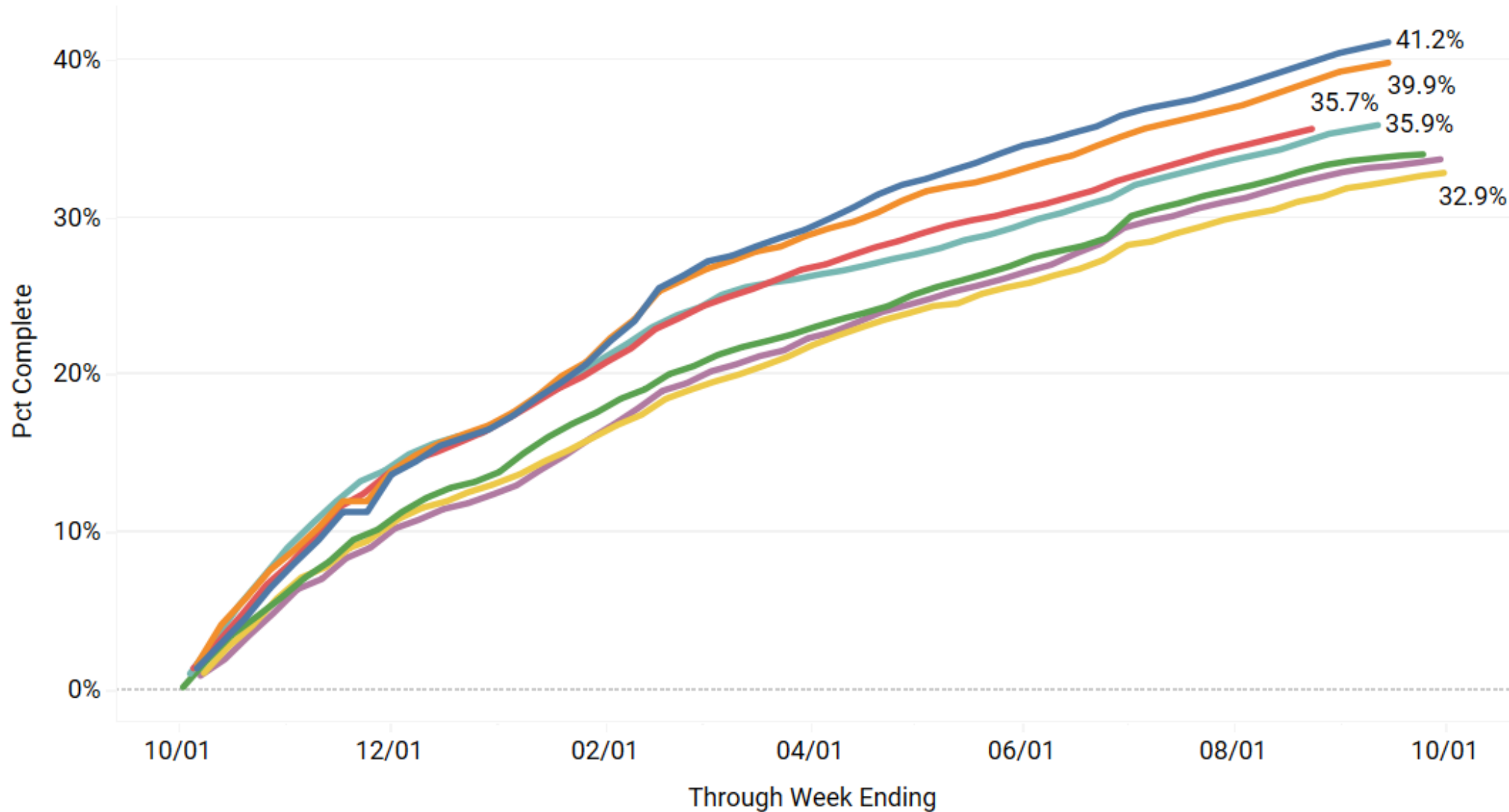
Alaska vs. National

HOWEVER(!),
FEWER
ALASKA SENIORS (29.4%)
HAVE
COMPLETED
THAN
U.S. SENIORS (53.4%)

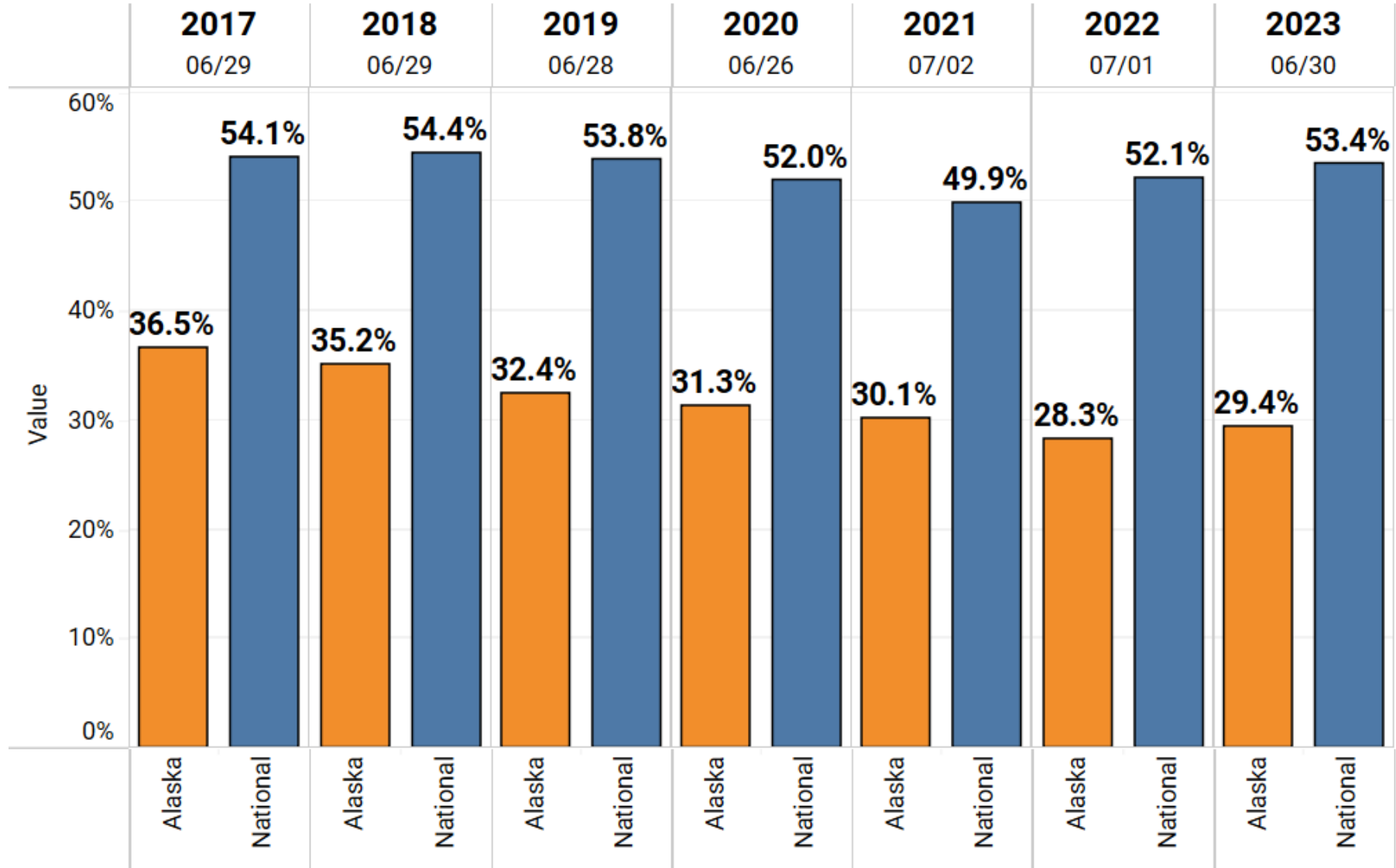


% of Alaska HS Seniors Completing FAFSA, Classes of 2017-2023

**HOW DID
THE LAST 7
ALASKAN
HIGH
SCHOOL
CLASSES
FARE?**



Estimated % of U.S. HS Seniors Completing FAFSA, Classes of 2017-2023, by ~June 30



**HOW DID THE
LAST 7
ALASKAN
HIGH
SCHOOL
CLASSES
FARE?**

% OF SENIORS COMPLETING A FAFSA

YEAR-OVER-YEAR % CHANGE

1 TN 67.3%	2 LA 67.3%	3 DC 62.8%	4 IL 62.8%	5 DE 62.4%
------------------	------------------	------------------	------------------	------------------

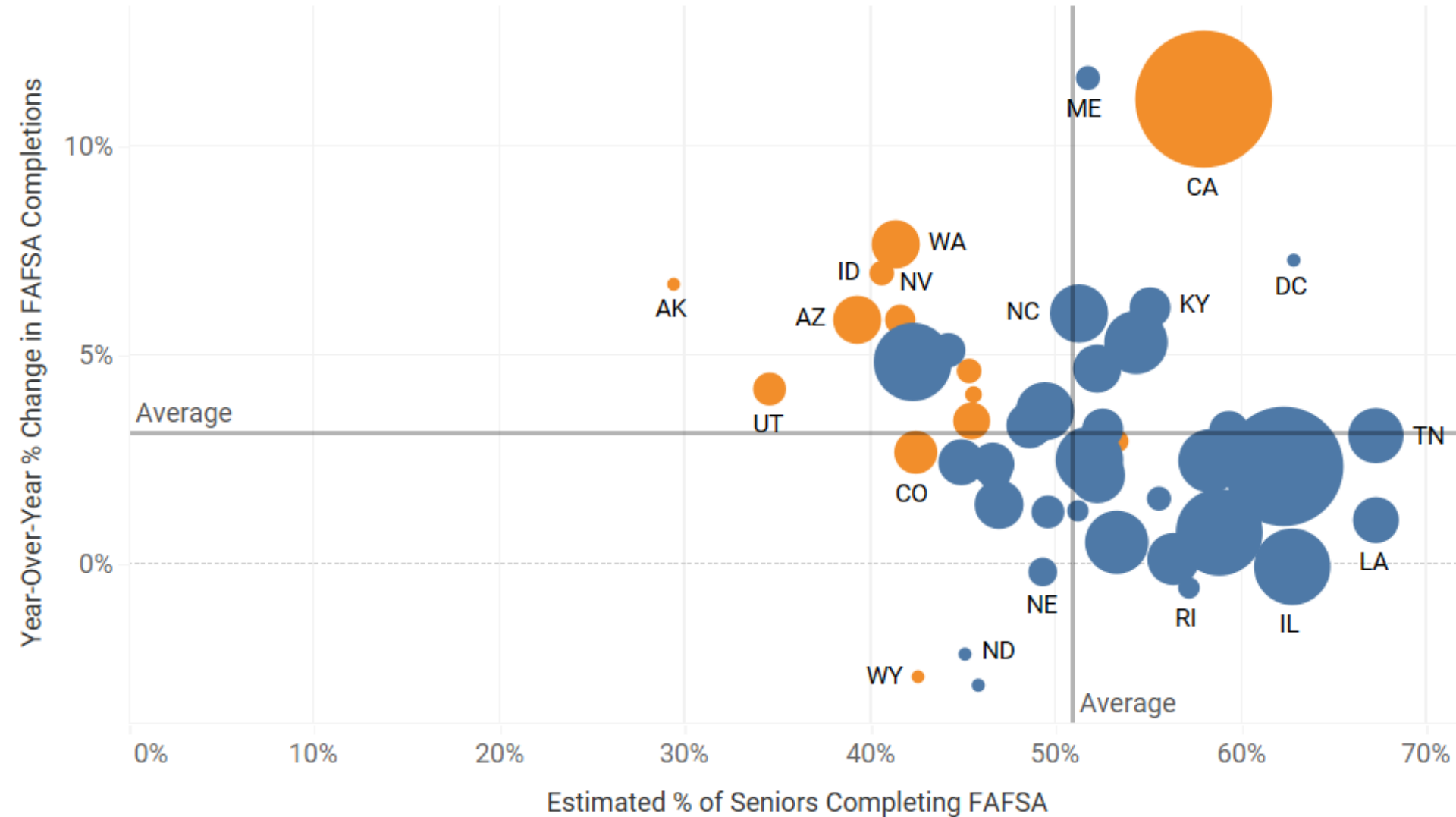
1 ME 11.6%	2 CA 11.1%	3 WA 7.7%	4 DC 7.2%	5 ID 7.0%
------------------	------------------	-----------------	-----------------	-----------------



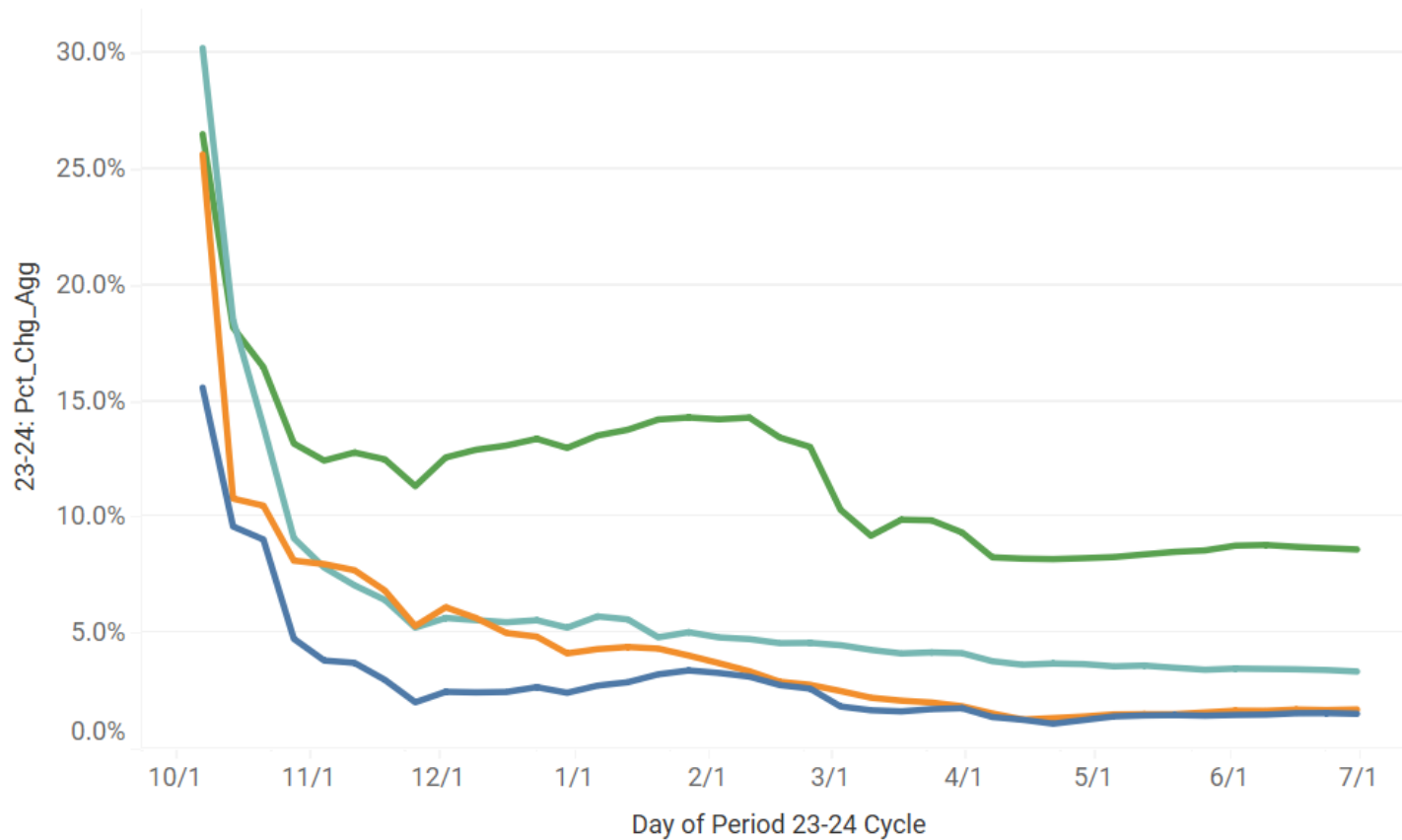
ZOOMING OUT TO LOOK AT THE WEST

HS Class of 2023 FAFSA Completion Through 6/30, By State, % Change in FAFSA Completions by % of Seniors Completing (Size Weight: # of FAFSAs Completed, *Census-designated Western states*)

On average, Western states are below average by % of seniors completing, but many Western states saw above-average year-over-year changes in FAFSAs for the class of 2023.



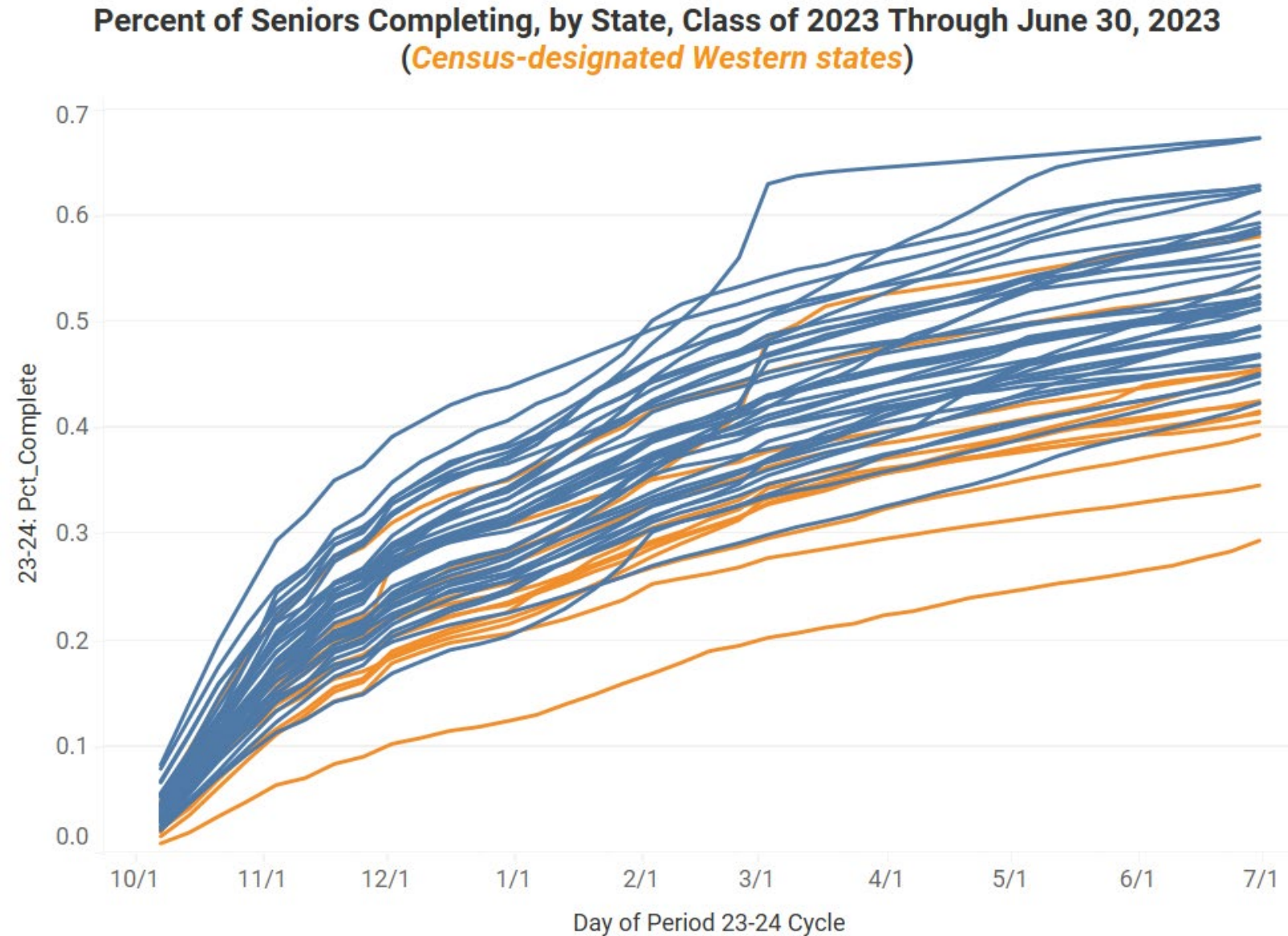
Year-Over-Year % Change in FAFSA Completions, by U.S. Census Region, 2023-24 Cycle, Through June 30, 2023



For the high school class of 2023, **Western states saw the largest year-over-year gains by U.S. Census region.**

- Region
- Midwest
- Northeast
- South
- West

Despite those year-over-year (relative) gains, it's clear that **Western states** have a lot of room to grow in terms of absolute FAFSA completion performance.



Unfortunately, this lagging FAFSA completion performance is consistent with a five-year trend.

State Ranks by % of Seniors Completing a FAFSA On or About June 30, 2018-19 to 2022-23 Cycles

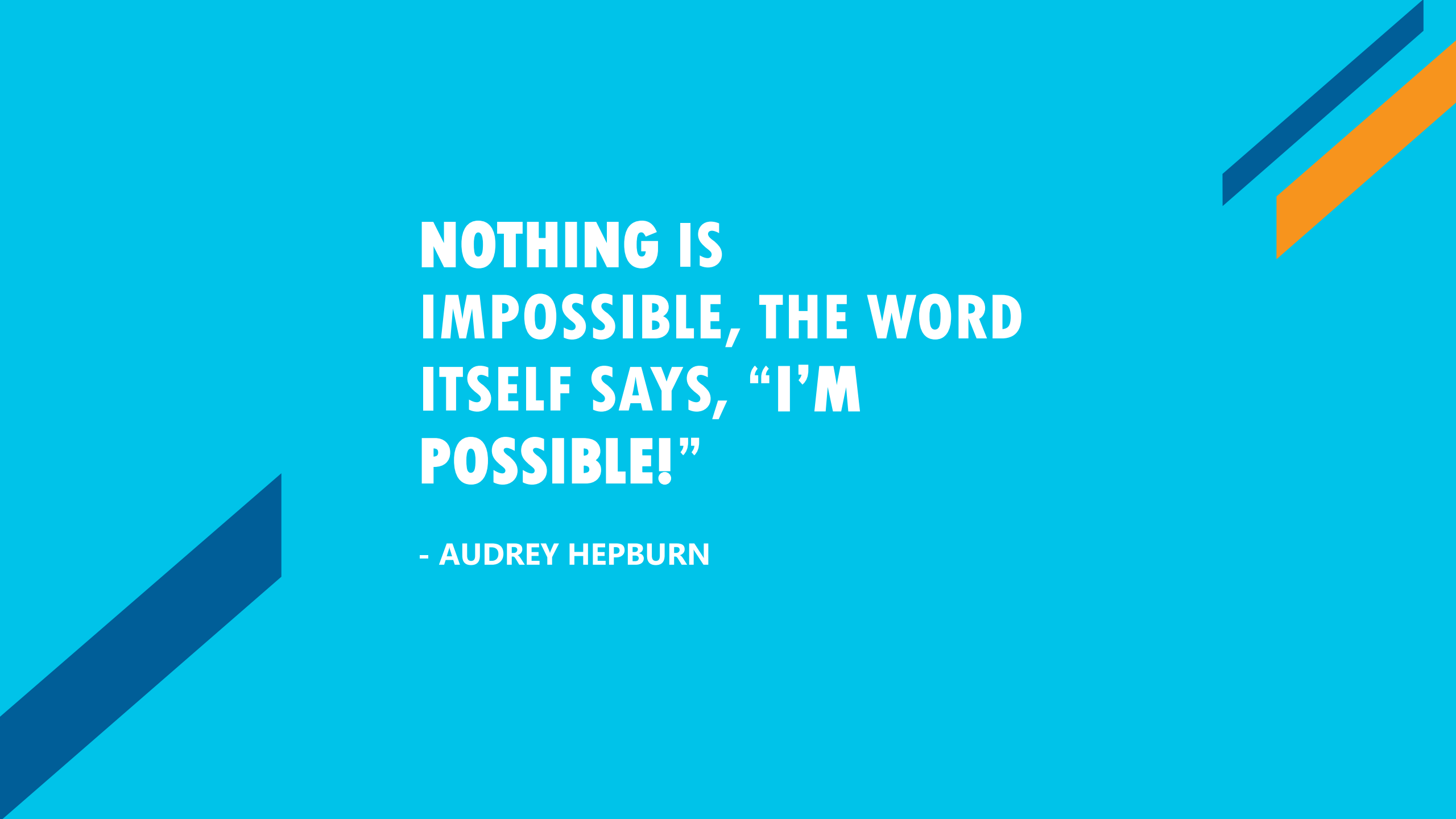
State	2018-19	2019-20	2020-21	2021-22	2022-23	Average
Alaska	50	51	51	51	51	51
Arizona	51	48	48	48	49	49
California	30	25	20	27	17	24
Colorado	47	47	47	47	45	47
Hawaii	18	21	19	20	21	20
Idaho	44	46	46	46	47	46
Montana	35	43	45	44	41	42
Nevada	45	41	40	41	46	43
New Mexico	41	35	35	35	39	37
Oregon	39	44	42	45	42	42
Utah	51	50	50	50	50	50
Washington	48	49	49	49	48	49
Wyoming	46	45	43	40	37	42

**ROUNDING INTO
HOME...
IT'S TIME FOR COFFEE**

NO MATTER WHERE YOU ARE ON THE BELOW...



I HOPE THERE'S ONE FEELING YOU WALK AWAY WITH...



**NOTHING IS
IMPOSSIBLE, THE WORD
ITSELF SAYS, “I’M
POSSIBLE!”**

- AUDREY HEPBURN

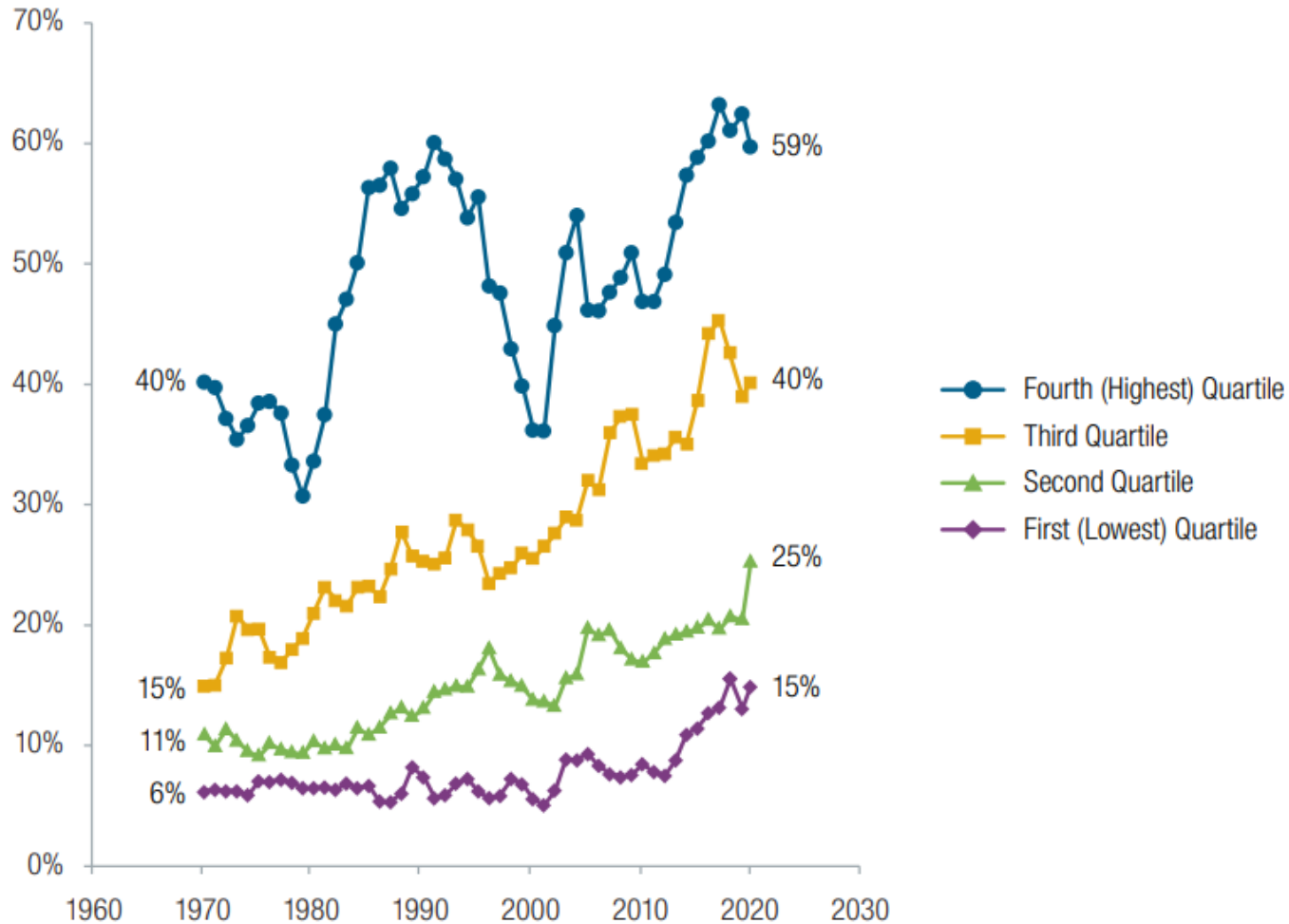
YOUR TURN!

QUESTIONS, COMMENTS,
IDEAS
REQUESTS?

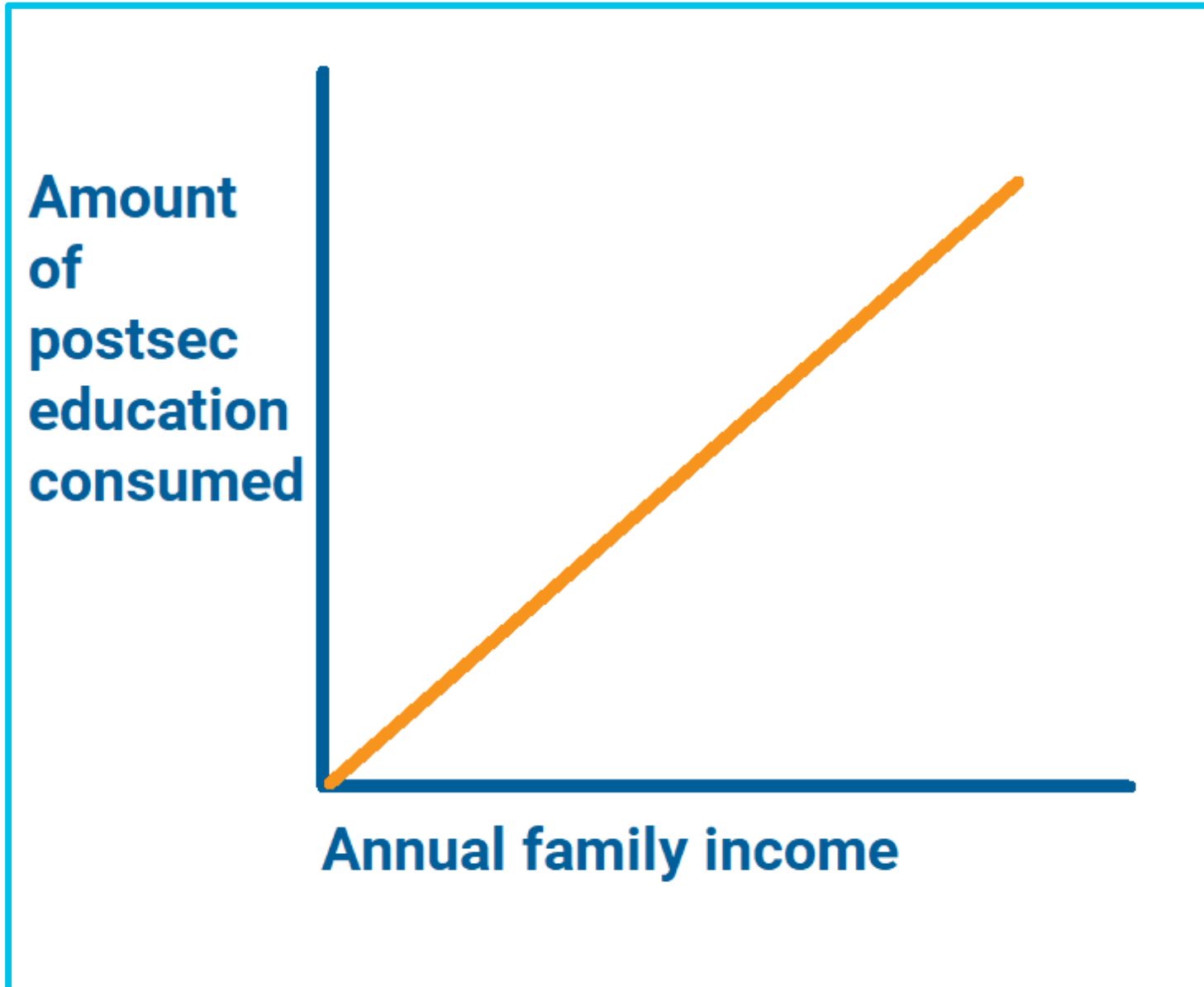
STATEWIDE EFFORTS TO DRIVE FAFSA COMPLETION

YOU'VE PROBABLY SEEN THIS CHART BEFORE...

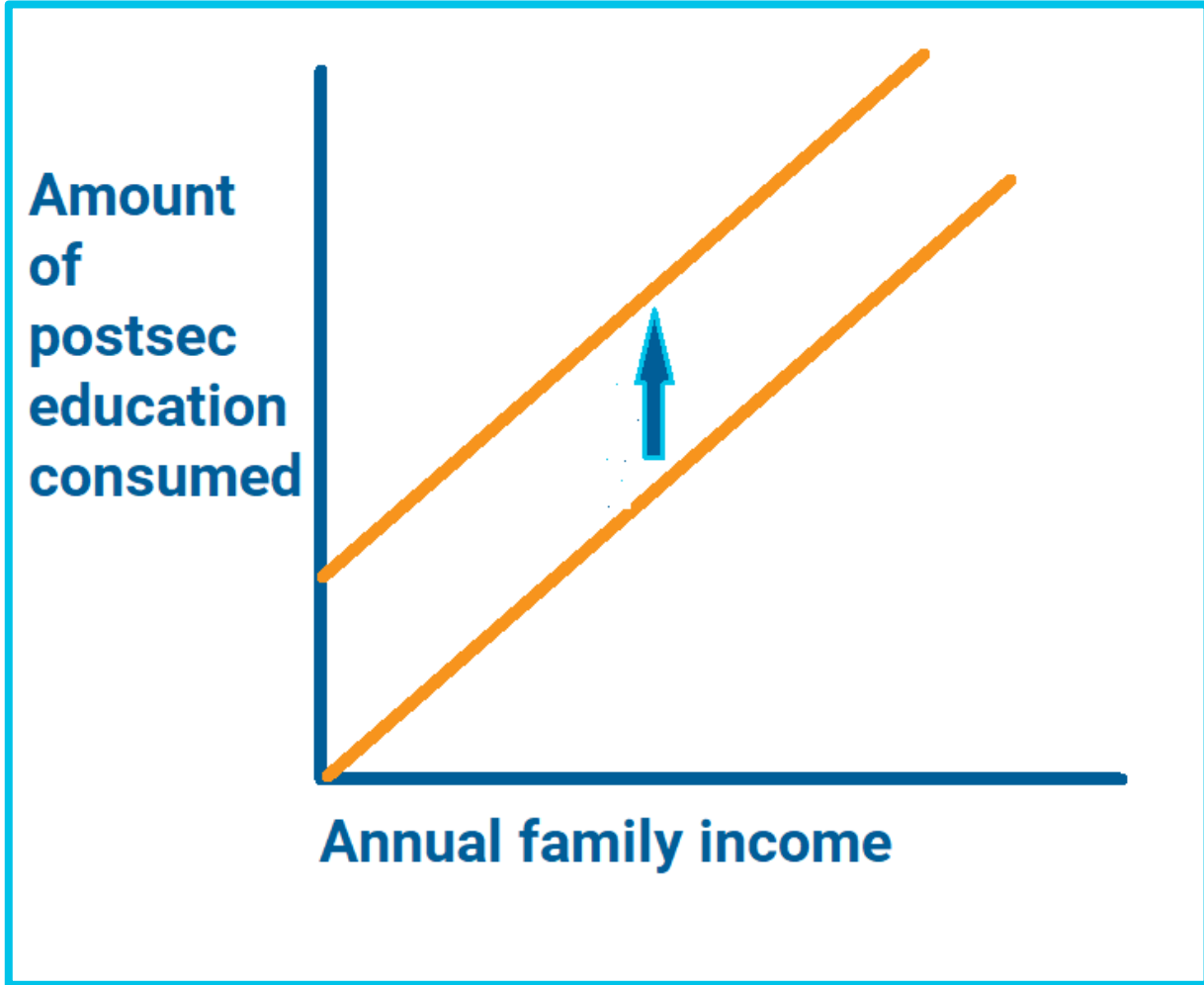
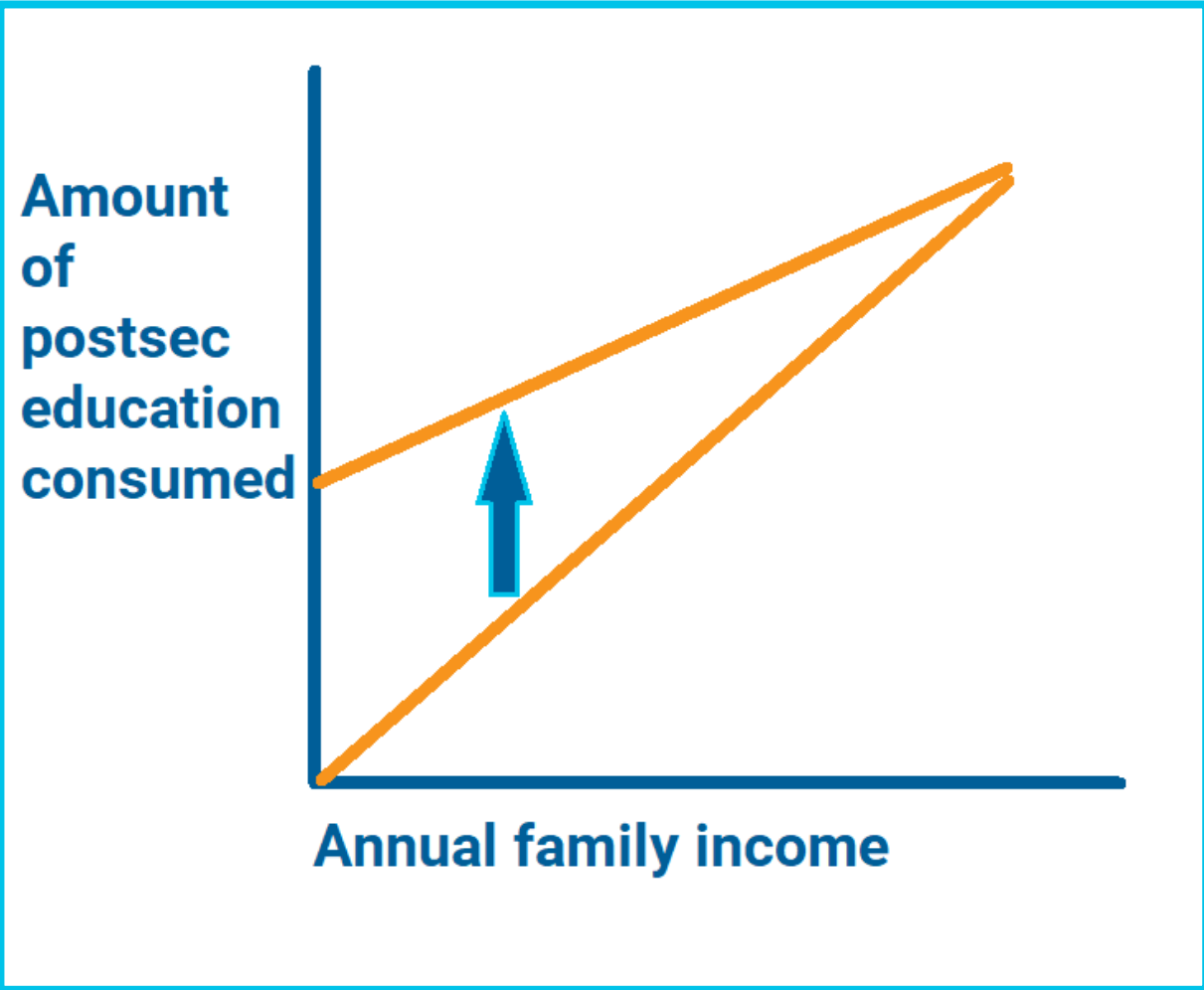
Equity Indicator 5a(i): Estimated bachelor's degree attainment by age 24 for dependent family members by family income quartile: 1970 to 2020



ROUGHLY SPEAKING, THAT CHART BOILS DOWN TO THIS ONE



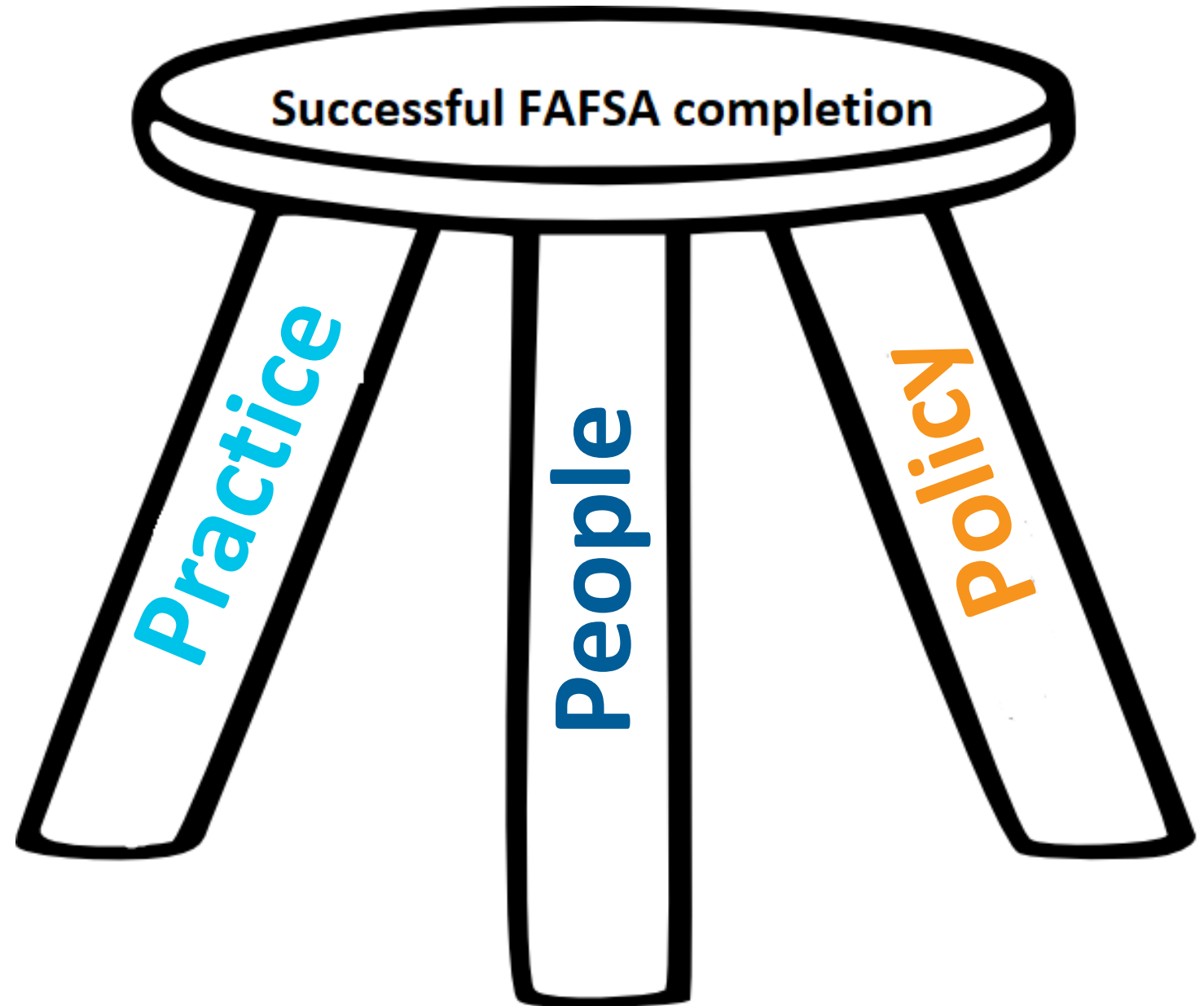
BROADLY SPEAKING, EVERY STATEWIDE FAFSA COMPLETION INITIATIVE IS TRYING TO SHIFT THAT **ORANGE LINE**. HOW IT SHIFTS CAN VARY.



**AT THE END OF THE DAY,
WE ARE TRYING TO GET
STUDENTS TO BUY MORE
POSTSECONDARY
EXPERIENCES.**

HIGHER EDUCATION AS A “MERIT GOOD”

**STRONG FAFSA
COMPLETION
EFFORTS ARE A
THREE-LEGGED
STOOL**



ADOPT

ADAPT

**ALRIGHT ENOUGH WITH THE
JABBERING. GET ON WITH
THE STATEWIDE EFFORTS,
BILL.**

**LOOK LEFT, LOOK
RIGHT. YOU'RE DOING
ONE RIGHT NOW.**

Outcomes

- ✓ Shared understanding of the problem and possible solutions
- ✓ Empathy and communication
- ✓ **Four working committees:**
 - ✓ FAFSA Toolkit
 - ✓ Messaging & Communication
 - ✓ Early Awareness
 - ✓ Support for FAFSA events

**COORDINATED
STATEWIDE FAFSA
COMPLETION
CAMPAIGNS**



Advancing the **Right**
to **Postsecondary**
Attainment



NCAN

SEPT. 12-14, 2022

ATLANTA, GA

Leveraging a Statewide, Cross-Sector Strategy to Increase FAFSA Completion

Troy Grant & Jessie Greene,
Tennessee Higher Education Commission



TN
FAFSA
FRENZY

TN FAFSA Frenzy

A strategic, data-driven campaign to encourage as many students as possible to submit the FAFSA, with a special emphasis on submitting the FAFSA in time to remain eligible for the TN Promise scholarship.

Resources – Toolkit, CollegeforTN.org, student resources

Communications – Frequent email communications, FAFSA Challenge, etc.

Collaboration – THEC, TSAC, TN Department of Education, the Ayers Foundation, and tnAchieves

Data –weekly high school by high school updates on FAFSA submission



Resources: TN FAFSA Frenzy Toolkit

84 pages of FAFSA and Financial Aid information!

- Event planning support including templates, best practices, and webinars.
- TN Financial Aid Overview
- FAFSA specific resources for completing the form

Resources include:

- Step by Step FSA ID guide with screenshots
- Updated volunteer recruitment and training materials
- FAFSA worksheet previewing all questions asked on the FAFSA



FAFSA Communications

Emphasis on data and capacity building at the local level

- Weekly live webinars with TSAC team
- Emails to counselors, principals, and directors of schools
- Student roster emails
- FAFSA Frenzy Newsletters
- Social Media Toolkit
- Student communications from our partnering organizations



Communications: Weekly Emails

[View this email in your browser](#)



North Greene High School FAFSA Update

FAFSA Deadline Change: Due to the evolving nature of the COVID-19 pandemic and recent weather events, the Tennessee Promise Scholarship FAFSA deadline has been extended to **March 1, 2022**.

71.90% of Tennessee Promise applicants have ***completed*** a FAFSA.
74% of applicants have ***submitted a*** FAFSA. The statewide FAFSA completion rate is currently **53.8%**.

The data above reflects FAFSAs filed on or before January 23, 2022. Completed FAFSAs are those where all of the information on the FAFSA is complete and an EFC has been created. A FAFSA that is submitted but not complete may be missing information or signatures. Students will need to complete the FAFSA in order to receive state or federal financial aid.

Make sure that your school is participating in the [TN FAFSA Challenge](#). Schools that increase the FAFSA completion rate of TN Promise applicants by 5 percentage points over last year will be recognized as FAFSA Champions. Additionally, we plan to recognize high schools with the highest year over year increase and the highest completion rate. To learn more, visit the [TN FAFSA Challenge webpage](#).

[Tennessee FAFSA Visualizations](#)

[TN FAFSA Challenge Social Media Toolkit](#)

Communications: Social Media Toolkit

Shared with me > Graphics

Files Last modified ↓

The image displays a collection of 18 social media graphics arranged in a 3x6 grid. Each graphic is a square with rounded corners and a white border. The graphics are categorized into several themes:

- Statistics:** Two graphics at the top left show a bar chart and text: "HIGH SCHOOL GRADUATES IN TENNESSEE WHO DIDN'T COMPLETE THE FAFSA LEFT \$48 MILLION IN PELL GRANTS ON THE TABLE IN 2021".
- Maps:** Two graphics show maps of Tennessee with colored regions representing FAFSA filing rates. One is titled "Current FAFSA Filing Among TN Promise Applicants (Public High Schools)".
- Urgency/Action:** Several graphics use bold text to encourage action: "TIME IS TICKING! FINISH THE FAFSA", "FAFSA = FREE COLLEGE", "NOW IS THE TIME TO FINISH THE FAFSA", "TN PROMISE ALERT! TN FAFSA DEADLINE: MARCH 1*", "PARENTS: IT'S TIME TO FINISH THE FAFSA", and "FINISH THE FAFSA WEEK CHALLENGE".
- Event Promotion:** Graphics for "FINISH THE FAFSA WEEK" and "FINISH THE FAFSA WEEK CHALLENGE" include dates like "JANUARY 18 - 21" and "JANUARY 18 - 21".

Each graphic has a small red icon in the bottom left corner and a truncated filename below it, such as "THEC-FAFSA-PellGran...", "THEC-TNFAFSAChalle...", "THEC-FinishtheFAFSA...", and "FinishtheFAFSAWeek...".

Communications: FAFSA Posters and Printable Resources

FOUR SOURCES OF FINANCIAL AID

- FEDERAL GOVERNMENT
- TN FINANCIAL AID**
- YOUR COLLEGE
- PRIVATE SCHOLARSHIPS


TENNESSEE FINANCIAL AID

Tennessee students have access to financial aid resources and programs that are exclusive to our state. Among these are the TN Promise, HOPE Scholarship, Aspire Award, and the TN Student Assistance Award - just to name a few!

Most aid requires that you complete the Free Application for Federal Student Aid (FAFSA) at studentaid.gov

To qualify for the TN Promise, fill out the application at tn.gov/tnpromise and ensure you complete all TN Promise requirements.

For more info about TN financial aid, visit CollegeforTN.org

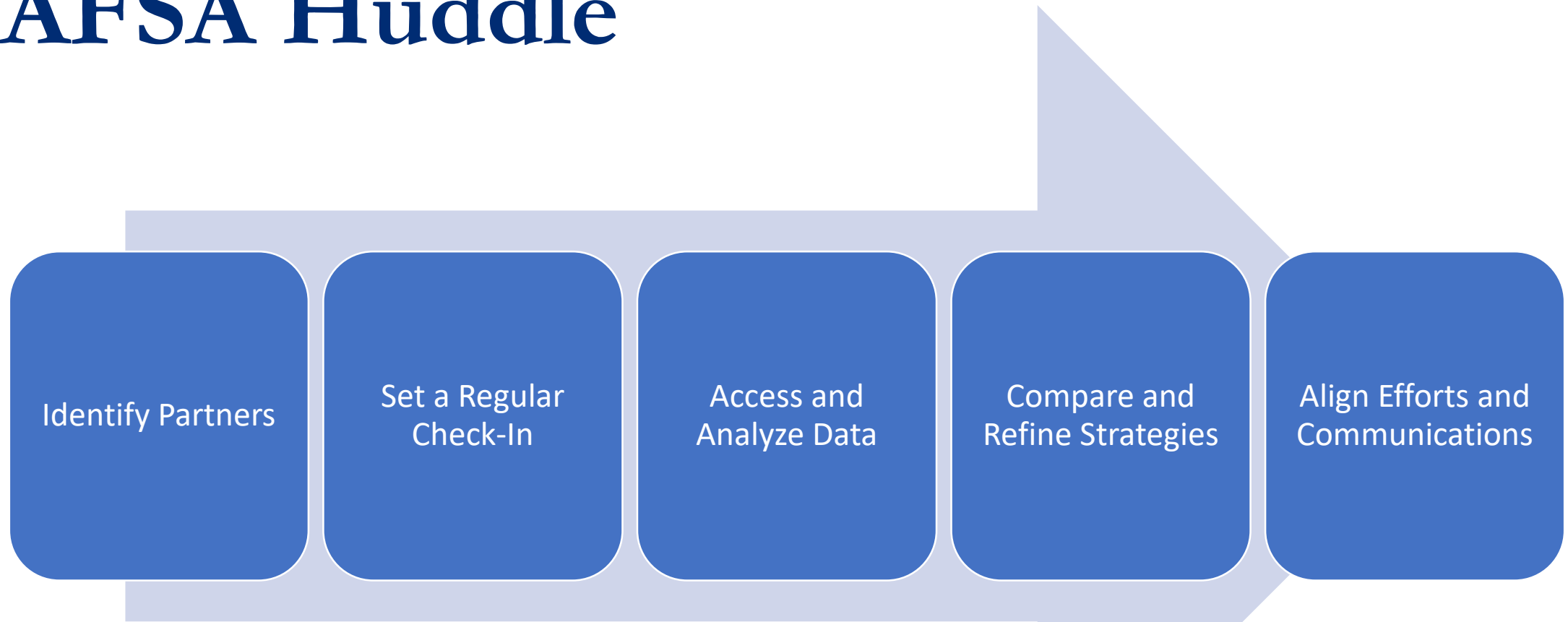
 **COLLEGEFORTN.ORG**

DO THE FAFSA

THE EARLIER, THE BETTER

 **COLLEGEFORTN.ORG**

Collaboration: Weekly Statewide FAFSA Huddle



Collaboration: Partner Organizations

THEC  **TSAC**


GEARUP
TENNESSEE


ADVISETN
ADVISE. ASSIST. ACHIEVE.

TN **Achieves**
Changing Lives, Transforming Communities



TN Department of
Education

Data: Sources and Methods

US Department of Federal Student Aid (FSA)

- **FSA Filing Rate:**

- The number of FAFSAs submitted (per FSA) divided by the number of HS seniors (TDOE)
- Updated as data comes from the USDOE

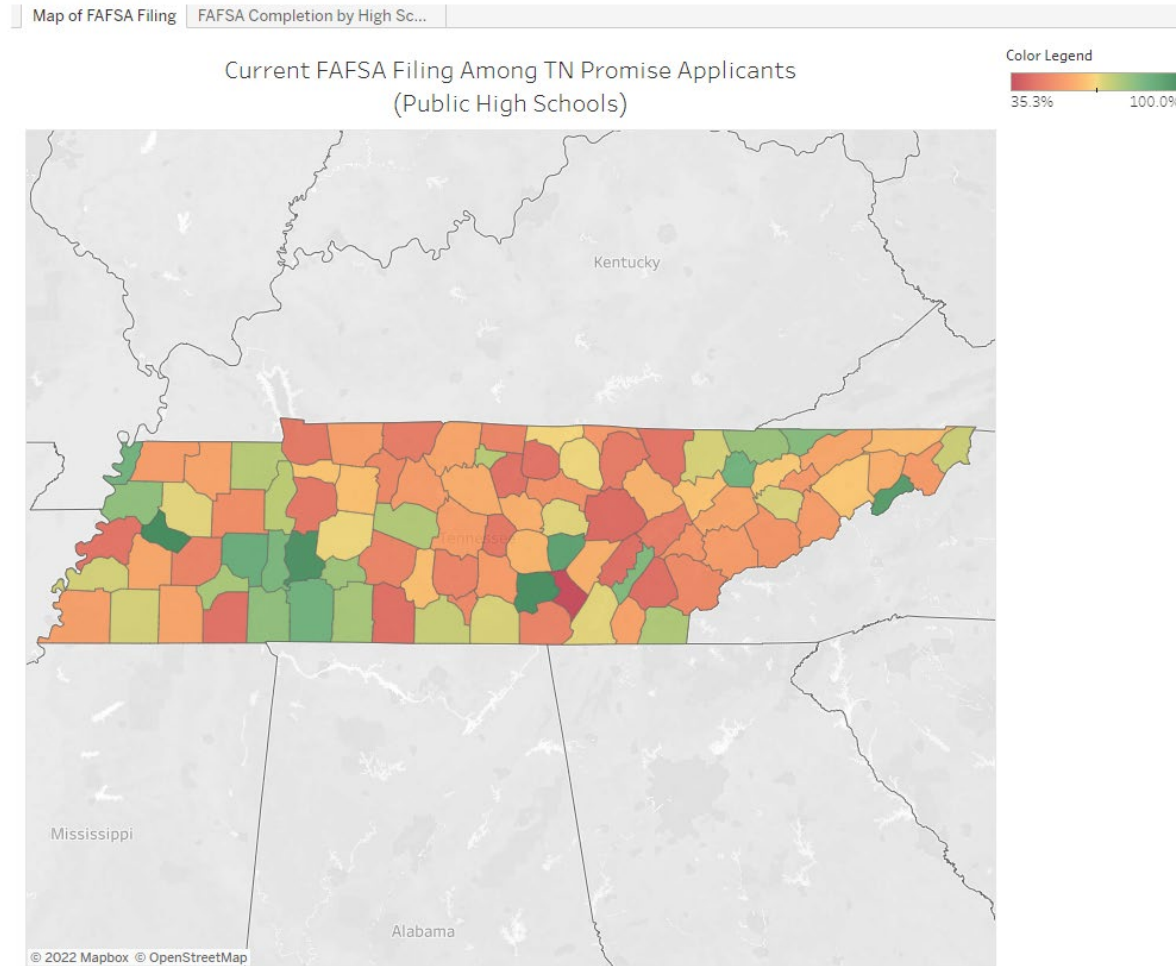
Tennessee Student Assistance Corporation (TSAC) ISIR

- **TN Promise Filing Rate:**

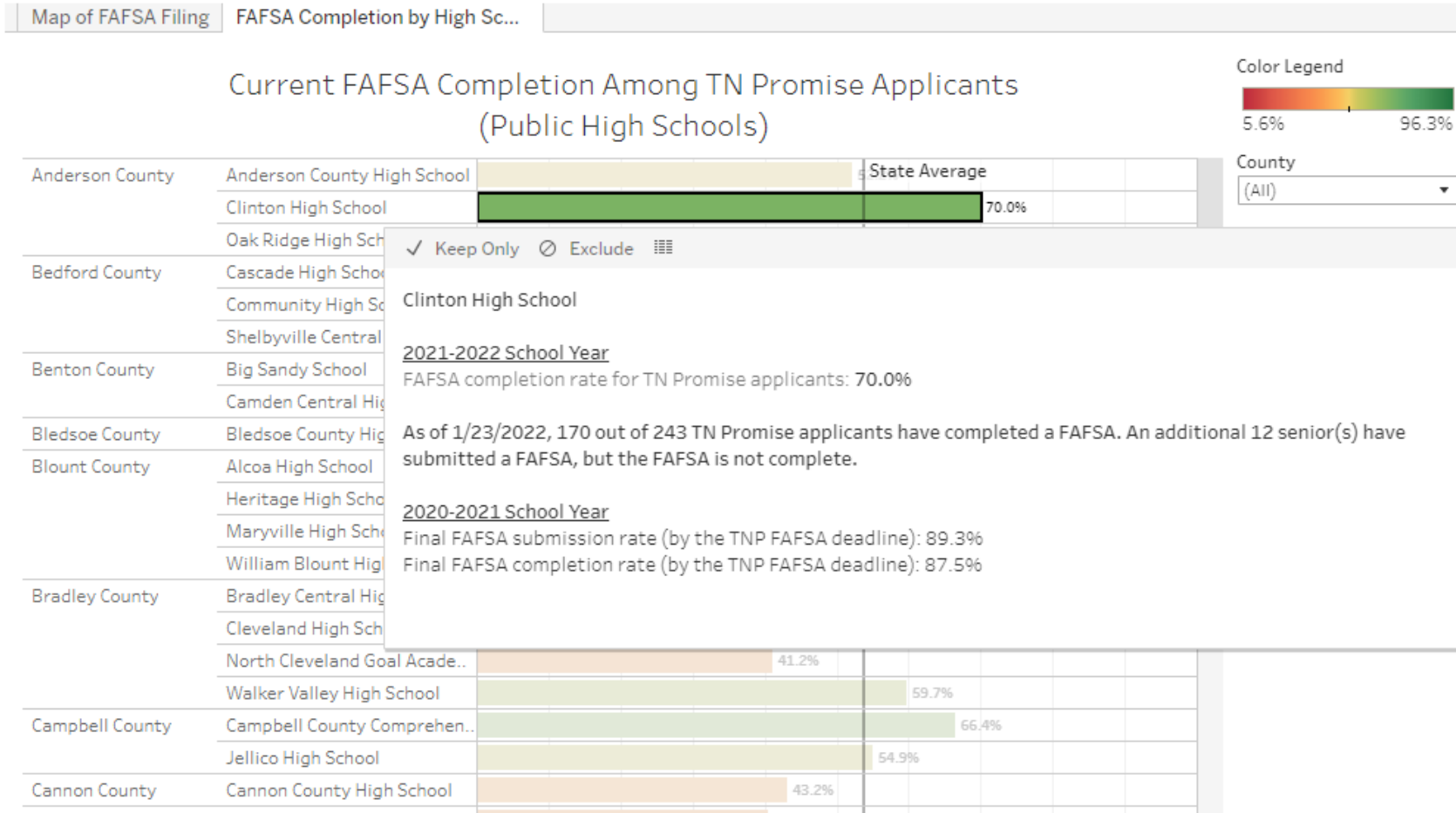
- The number of TN Promise FAFSAs submitted (per TSAC) divided by the number of TN Promise Applicants (per TSAC)
- Updated weekly

Tennessee Department of Education (TDOE), Membership Files, as of October 1st

Data: Visualizations



Data: Visualizations



FAFSA COMPLETION CHALLENGES/ COMPETITIONS

Idaho FAFSA Completion Challenge!

- January - March
- Schools register and set a FAFSA goal
- One student scholarship
- Prizes for:
 - Overall completion
 - Most Improved
 - Innovative strategy

NEXT STEPS IDAHO

FAFSA Completion Challenge

Collaboration: TN FAFSA Challenge

Initiative began in 2021

There are two ways a high school can earn FAFSA Champion status:

(1) Increase their Tennessee Promise applicant FAFSA completion rate by 5 percentage points or more compared to the previous academic year as of the Tennessee Promise FAFSA deadline

(2) Have 95% or more of their Tennessee Promise applicants complete the FAFSA as of the Tennessee Promise FAFSA deadline

- Categories for Highest Completion and Most Improved
- Banners, Media, Acknowledgement



Outcomes: TN FAFSA Challenge

75 high schools designated FAFSA Champions

New criteria for 2022 – 2023

(1) Increase their Tennessee Promise applicant FAFSA completion rate by 5 percentage points

(2) Have **90%** or more of their Tennessee Promise applicants complete the FAFSA as of the Tennessee Promise FAFSA deadline

- Categories for Highest Completion and Most Improved
- Banners, Media, Acknowledgement



ISAC: RECOGNITION OF EXCELLENCE AWARDS

Recognition of efforts from high schools that focus on supporting their students and families through the financial aid process

- **Recognition is awarded based on the school's financial aid application completion rates**
- **Completion rates are calculated based on the high school's class roster that were provided in one of two ways:**
 - **ISBE-provided data (public high schools)**
 - **Class roster upload (Private schools)**

NCAN: 5 KEY COMPONENTS OF STATE FAFSA CHALLENGES

- 1. Eligibility**
- 2. School & District Categories**
- 3. Winners and Prizes**
- 4. Data Sharing and Dashboards**
- 5. Resources and Partnerships Available to Participating Districts**

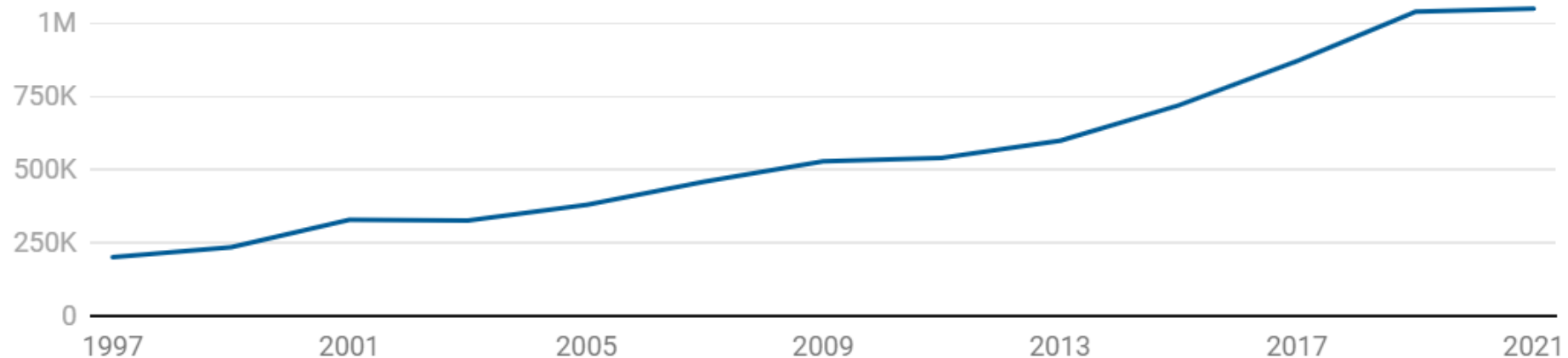
DUAL ENROLLMENT

DUAL ENROLLMENT IS A RAPIDLY GROWING GLIDE PATH TO POSTSECONDARY EDUCATION

The number of dual-enrollment students at community colleges has nearly doubled in a decade.

More than a million dual-enrollment students were enrolled at community colleges in the fall of 2021, an increase of about 510,000 students from a decade earlier.

— Number of dual-enrollment students at community colleges

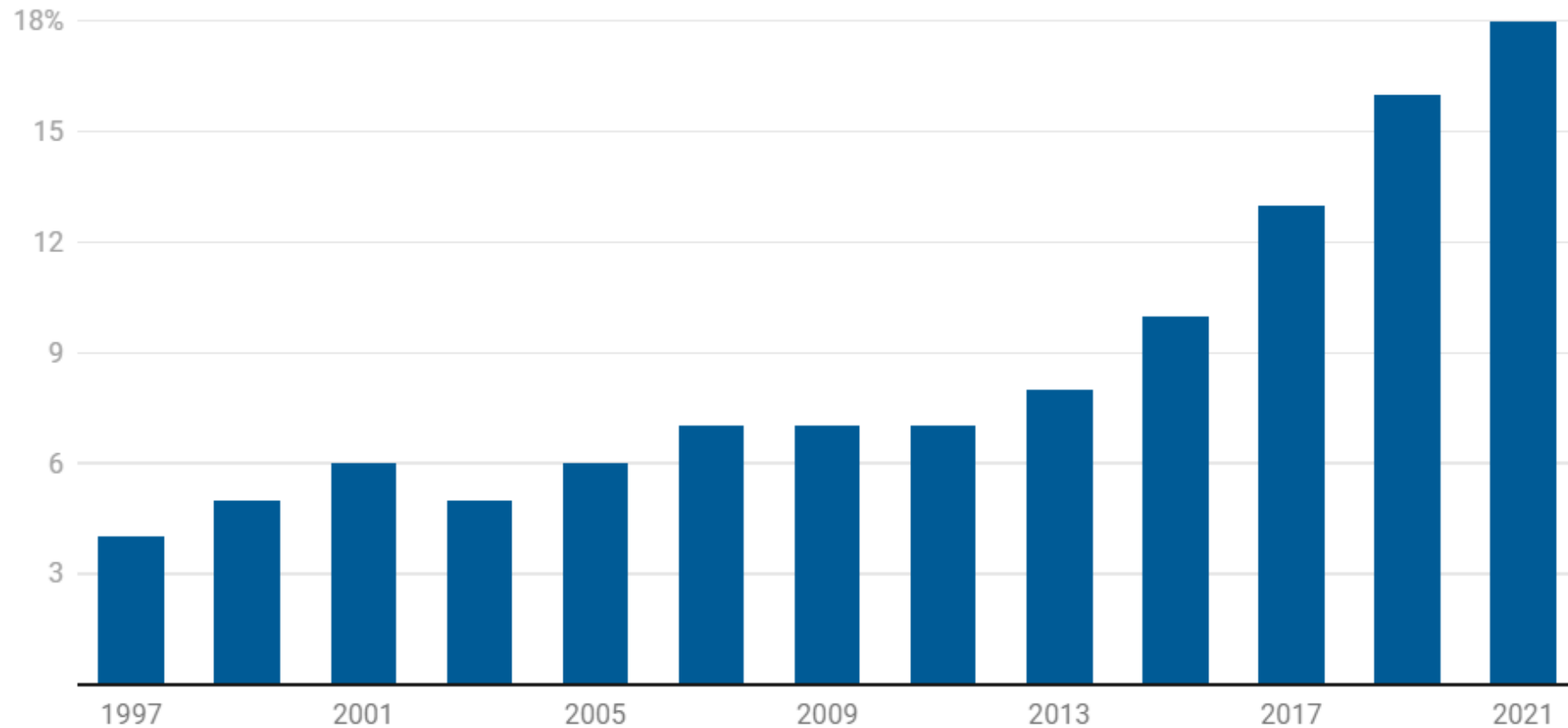


Note: Data include community colleges that offer bachelor's degrees, institutions the U.S. Dept. of Education classifies as four-year colleges.

Chart: Audrey Williams June • Source: [Community College Research Center/Teachers College, Columbia U.](#) • [Get the data](#) • Created with [Datavrapper](#)

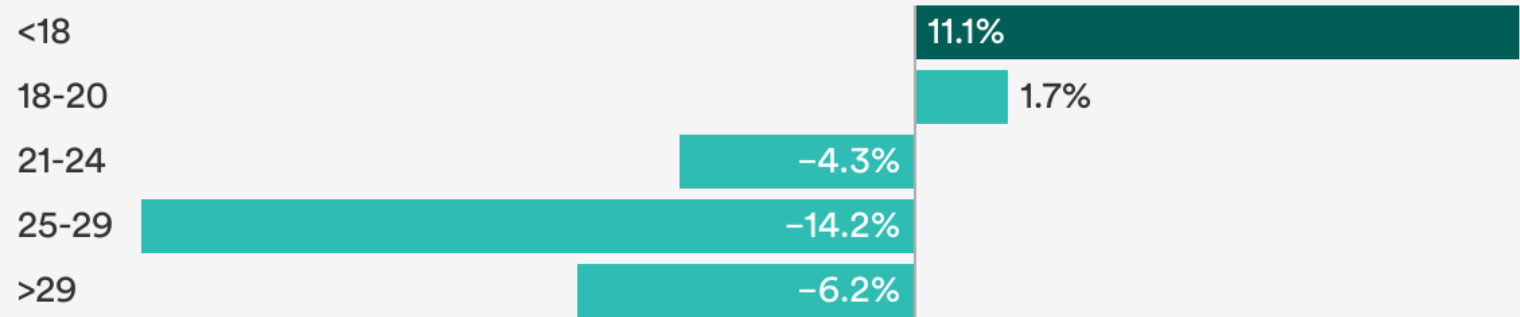
High-school students have made up an increasingly large share of community-college enrollment in recent years.

The share of high-school students who were enrolled in community college was up 11 percentage points in the fall of 2021 from a decade earlier.



OVERALL ENROLLMENT

Percent Change in Enrollment by Age from Spring 2021 to Spring 2023 for All Institutions

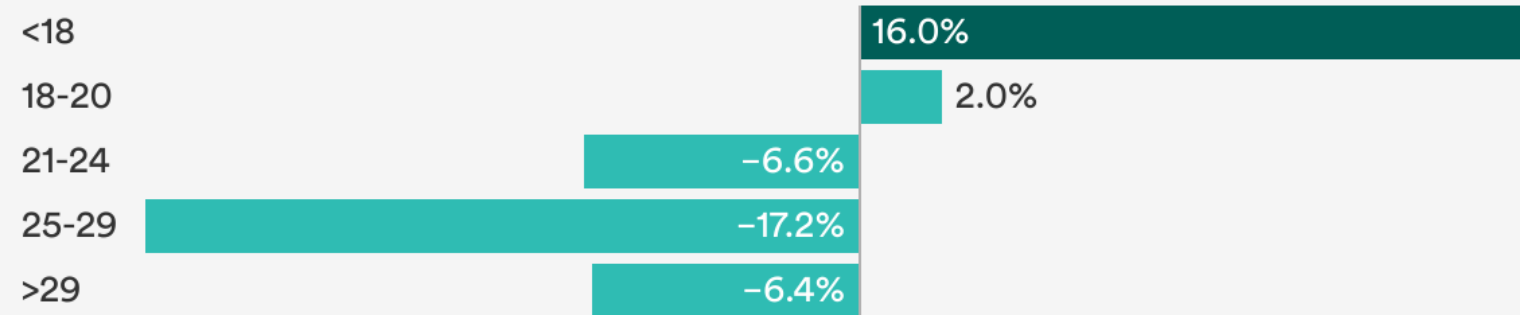


Source: National Student Clearinghouse

NEW AMERICA

TWO-YEAR PUBLIC ENROLLMENT

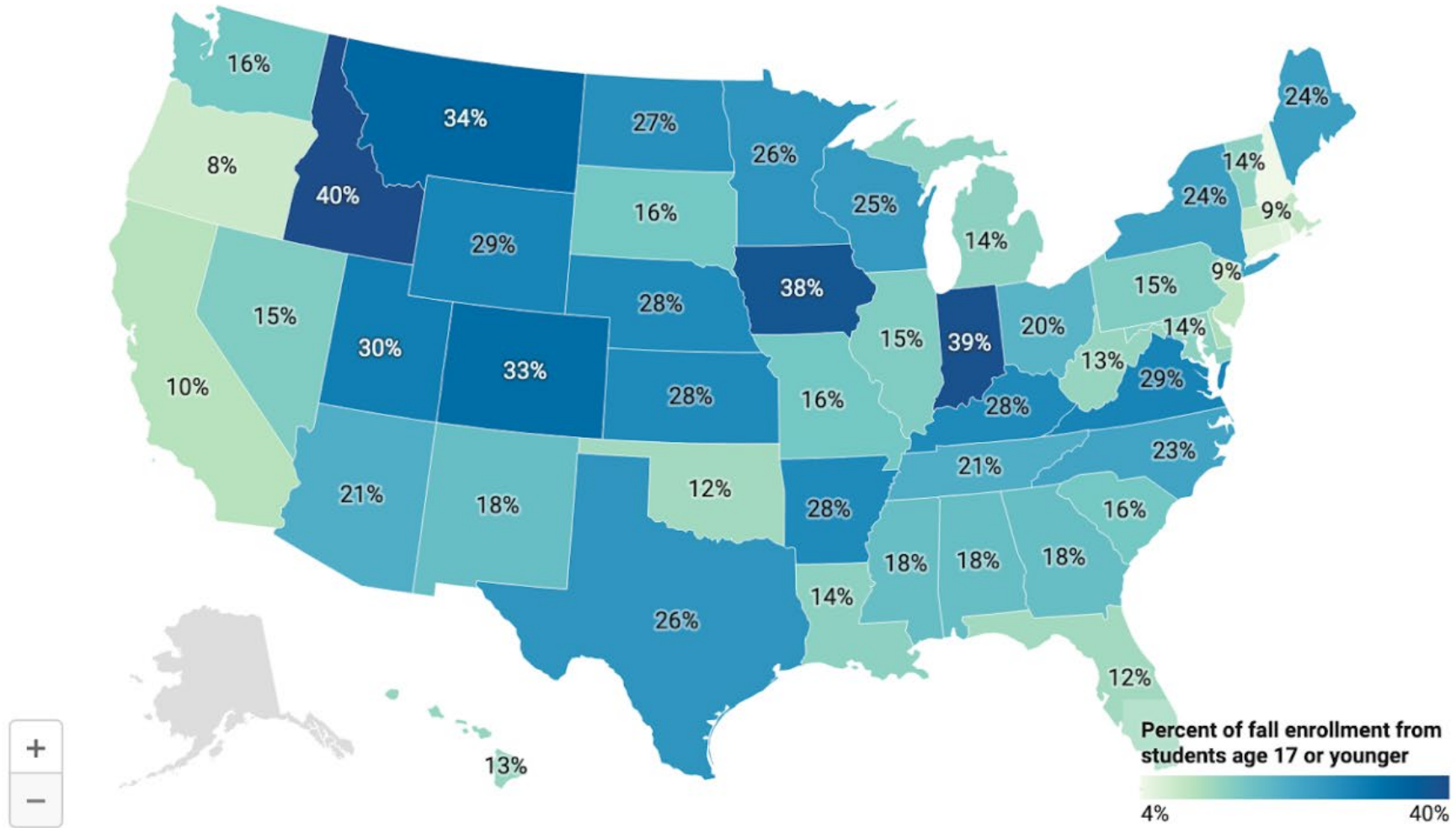
Percent Change in Enrollment by Age from Spring 2021 to Spring 2023 for Community Colleges



Source: National Student Clearinghouse

NEW AMERICA

High School Students as a Percent of Fall 2021 Community College Enrollment



Nationally, dual enrollment students (age 17 and younger) were 18% of fall 2021 community college enrollment.

Created with [Datawrapper](#)

Offering Equitable Dual Enrollment

Restrictive

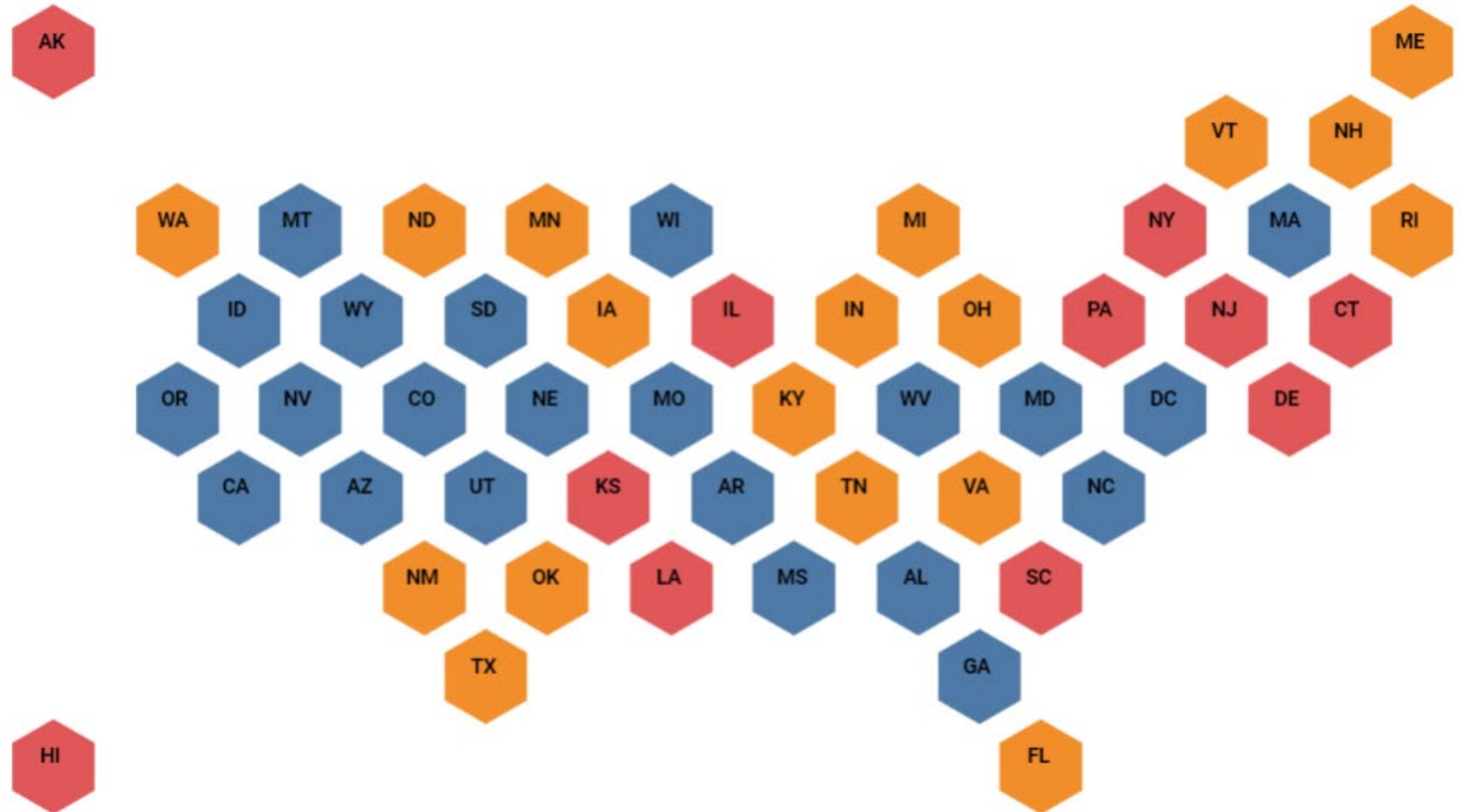
Accessible

Comprehensive

11

22

18



HOW CAN STATES PROVIDE IMPROVED DUAL ENROLLMENT OPPORTUNITIES?

STATEWIDE CCR COURSES/CURRICULA

Illinois PaCE Postsecondary and Career Expectations

Each student should have an individualized learning plan to help make decisions about career and post-secondary (PS) education or training, to plan a course of study, and to make financial aid assessments with family members.



By the end of 8th grade	By the end of 9th grade	By the end of 10th grade	By the end of 11th grade	By the end of 12th grade
<p>A student should be supported to:</p> <ul style="list-style-type: none"> complete a career cluster survey attend a career exploration day complete a unit on education planning be exposed to a financial literacy unit in a course or workshop <p>A student should know:</p> <ul style="list-style-type: none"> the concept of career clusters of interest relationship between community service/extracurricular activities and postsecondary (PS)/career goals 	<p>A student should be supported to:</p> <ul style="list-style-type: none"> revisit career cluster interest survey and take a career interest survey complete an orientation to career clusters attend a PS options workshop meet with a counselor to discuss coursework and PS/career plans using the ISBE College and Career Readiness Indicators begin determining eligibility for advanced placement (AP) courses outline a plan for community service and extracurricular activities related to PS plans complete a financial aid assessment with a family member <p>A student should know:</p> <ul style="list-style-type: none"> one or two career clusters for further exploration and development the relationship between HS coursework, attendance, and grades to PS plans importance of community service and extracurricular activities to PS and career plans general cost ranges of various PS options 	<p>A student should be supported to:</p> <ul style="list-style-type: none"> visit at least one workplace aligned with career interests complete an orientation course to a particular career cluster or cluster grouping select a career pathway (CP) within a career cluster of interest begin determining eligibility for AP courses identify 2-3 adults to support the student through the PS and career selection process review coursework, and PS/career plans in relation to the ISBE College and Career Readiness Indicators (every year) attend a PS affordability workshop with a family member <p>A student should know:</p> <ul style="list-style-type: none"> educational requirements, cost, expected entry level, and midpoint salary for occupations in selected CP different types of PS credentials and institutions general timing of PS entrance exams and applications benefit of early college credit opportunities to PS access and completion 	<p>A student should be supported to:</p> <ul style="list-style-type: none"> revisit the career survey participate in a mock job interview create a resume and personal statement identify an internship opportunity related to the CP determine readiness for college-level coursework in math/ELA and enrollment in either "catch up" or "speed up" course complete or enroll in at least one early college credit opportunity attend a college fair visit at least 3 PS institutions take at least one college entrance exam <p>A student should know:</p> <ul style="list-style-type: none"> application deadlines, test timing, cost, and preparation for industry-based certification for CP career attributes related to career interests entrance requirements, including application deadlines, for expected PS programs of study 3-5 match schools, one safety, one reach school for PS program of study negative impact of remediation on PS goals financial aid deadlines for chosen PS options 	<p>By 12/31 of 12th grade a student should have:</p> <ul style="list-style-type: none"> completed 3 or more admissions applications to PS institutions met with a school counselor to ensure all steps in the PS admissions process are completed on time attended a FAFSA completion workshop completed the FAFSA <p>By the end of 12th grade a student should be supported to:</p> <ul style="list-style-type: none"> address any remedial needs in math/ELA obtain an internship opportunity related to the CP if applicable, receive industry-based certification(s) related to the CP complete one or more team-based challenges or projects related to the CP attend a financial aid award letter workshop <p>A student should know:</p> <ul style="list-style-type: none"> how CP courses and experiences articulate to degree programs at PS options estimated cost of each PS option affordability of PS options in relation to expected entry-level career salary and anticipated debt terms and conditions of any scholarship or loan





The CCR course may be taught in one of the following sequences:

- **Senior year only**
- **Junior year only**
- **1 semester in the junior year with the remaining semester taught in the senior year**
- **1 semester in either freshman or sophomore year with the remaining semester taught in junior or senior year**

Unit 1: Introduction to College and Career Readiness

Unit 2: The Student Portfolio and Exhibit

Unit 3: College Selection

Unit 4: Applying for Financial Aid

Unit 5: Preparing for a Career and Internship

Unit 6: Financial Literacy

Unit 7: Community Service

Unit 8: Digital Literacy and Citizenship

Unit 9: College Transition/ Summer Melt

UNIT 4 : APPLY FOR FINANCIAL AID

Competencies and Suggested Objectives

1. Complete applications for financial aid.

1. Develop an understanding of what the Free Application for Federal Student Aid (FAFSA) is, how it is used, and why it is important.
2. Create a Federal Student Financial Aid username and password (FSA ID) to be used for all studentaid.gov applications such as FAFSA and federal student loans.
3. Determine eligibility for Mississippi's grant programs based on information obtained from the ISP.
4. Research and apply for available private scholarships (national, regional, and/or local).
5. Research and complete the scholarship application for each chosen college/university.
6. (Seniors Only) Complete the FAFSA at studentaid.gov between October 1 and March 31 or complete a mock FAFSA via the Federal Student Aid FAFSA Demo site.
7. (Juniors Only) Complete a mock FAFSA via the Federal Student Aid FAFSA Demo site.
8. (Seniors Only) Complete the Mississippi Aid Application (MAAPP) at msfinancialaid.org between October 1 and March 31.

INITIAL CCR COURSE TASK FORCE

- **34 members**
- **Lead by the MS Department of Edu Director of P20 Partnerships**
- **Composition:**
 - **14 members representing high schools (teachers, counselors - academic & CTE, admin, district, pilot sites)**
 - **10 members representing state agencies (State Treasurer's office, colleges governing board, MS Office of Student Financial Aid)**
 - **5 members representing colleges (admissions, financial aid)**
 - **4 members representing subject matter expertise/community (Mississippi Economics Council, Get2College, Secretary of Treasury)**

APPROACHING COLLEGE & CAREER STATE-WIDE COLLEGE & CAREER

2015: MS Department of Education began research/work around updated diploma options and graduation requirements

2017: Creation of the CCR Curriculum Task Force by MS Department of Education (MDE); determined cohort (class of 2022) to earn new diploma options entered high school

2018: Developed an outline of CCR curriculum after reviewing the 4 MDE seminar courses utilized by the students enrolled in early college programs; year 1 of pilot school districts

2019: Year 2 of pilot school districts; reviewed/implemented suggested revisions of curriculum outline from year 1 pilots; developed a full course curriculum of 8 units

2020: Creation and final version of CCR curriculum, approved by the State Board of Education

2022: Graduation requirement for all students moving forward

2023: Curriculum reviewed, updated, and approved by the State Board of Education for next 3 years (23-26)

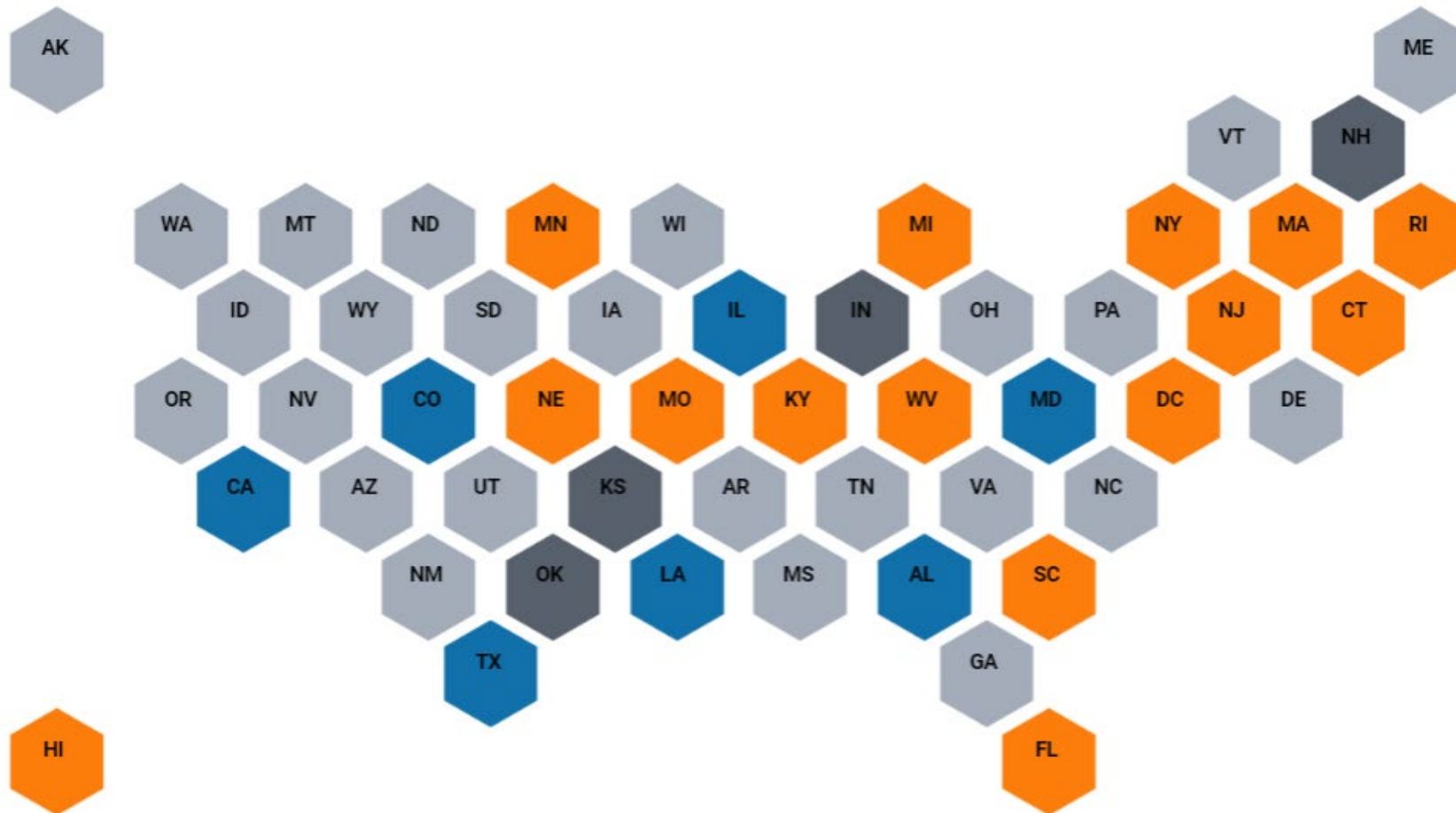
UNIVERSAL FAFSA

POLICY MATTERS, AND IT CAN REALLY AFFECT FAFSA COMPLETION...BUT DOES ENROLLMENT FOLLOW, TOO?

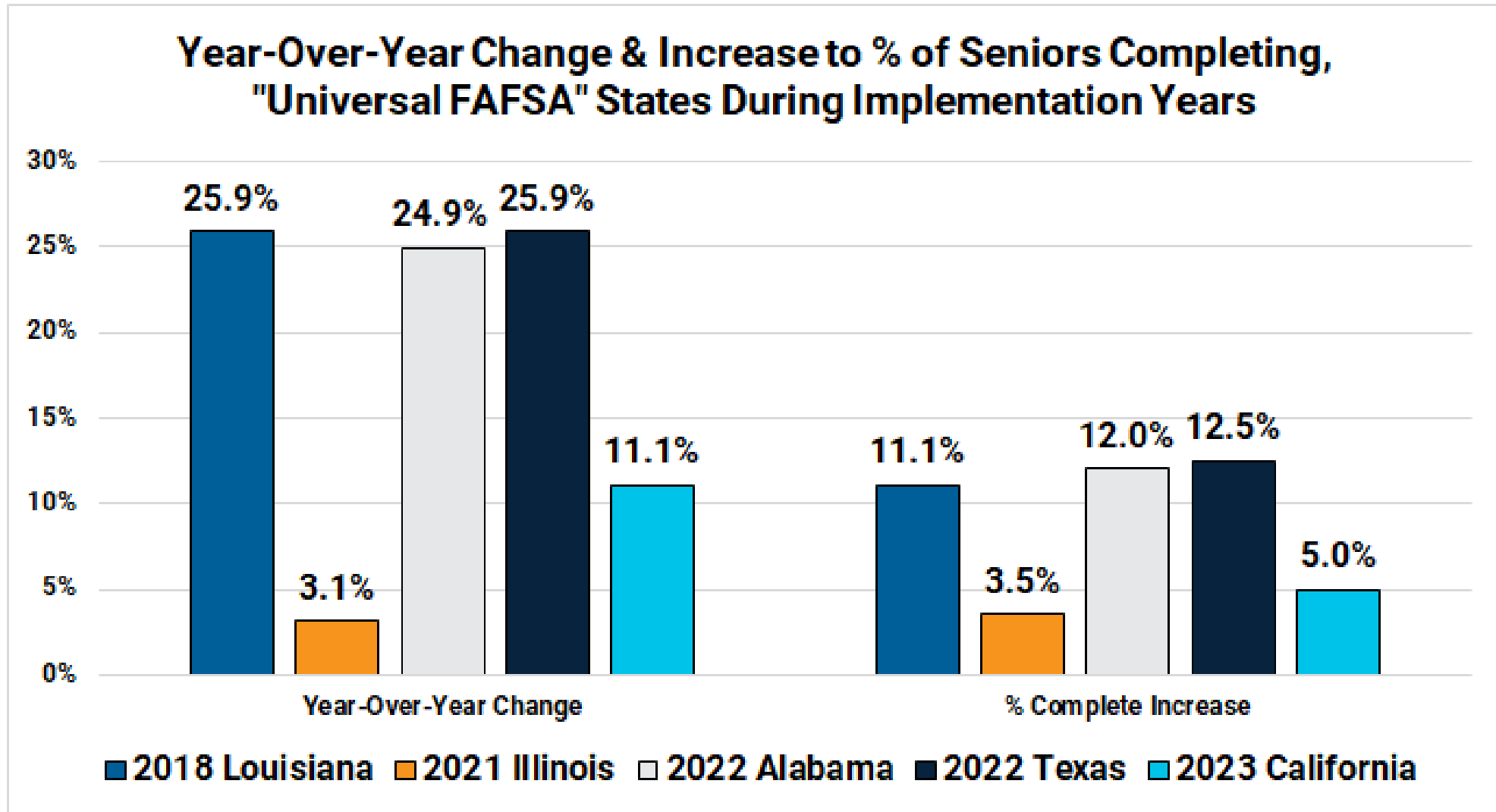
1	Louisiana	Universal FAFSA
2	Tennessee	Free community college
3	Mississippi	Statewide CCR course
4	Delaware	Statewide Outreach Campaign
5	Washington, DC	
6	Texas	Universal FAFSA
7	Illinois	Universal FAFSA
8	New York	
9	Connecticut	
10	New Jersey	
11 &		
14	Alabama & California	Universal FAFSA

Universal FAFSA

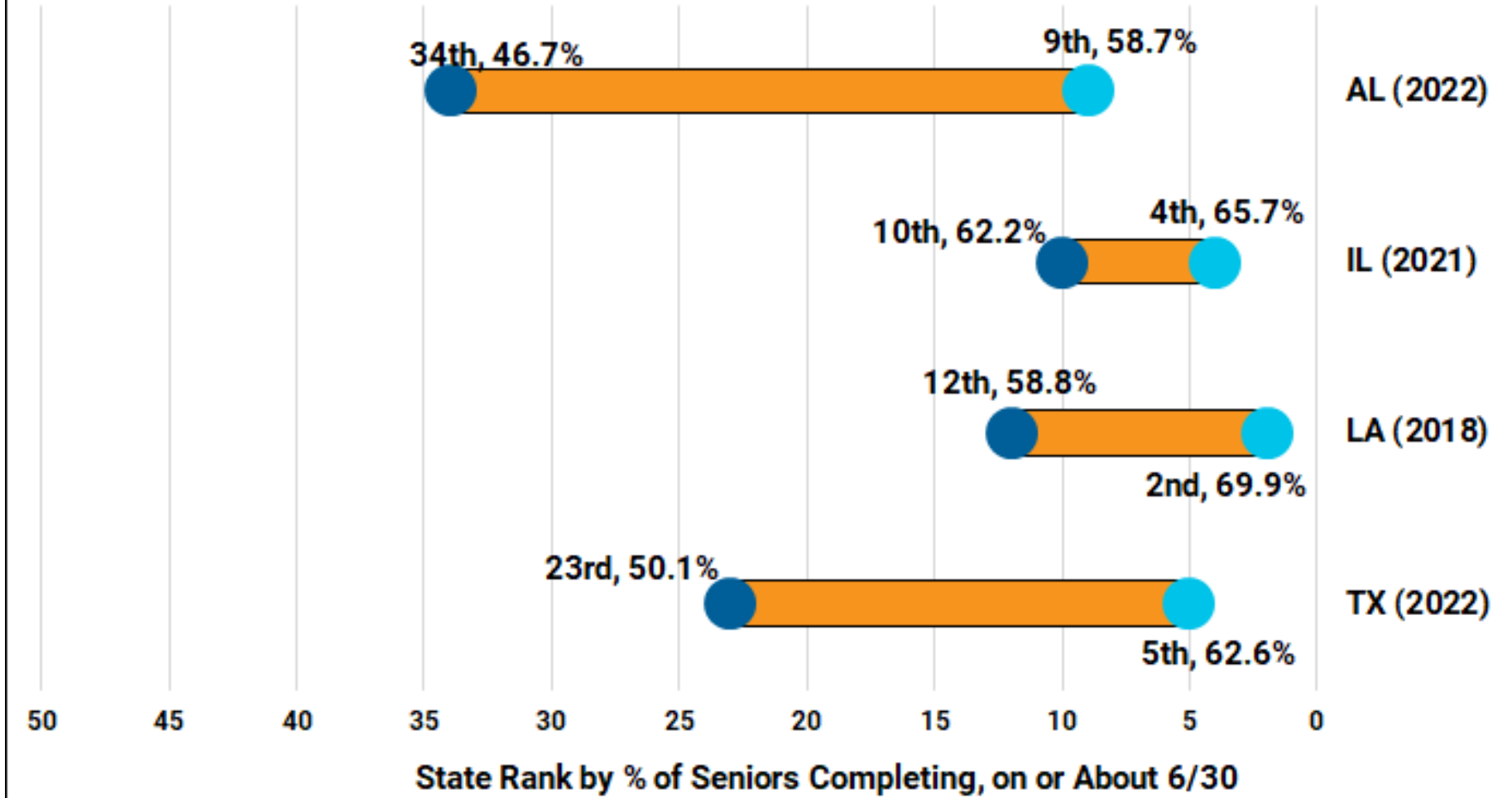
Not Introduced	Introduced	Passed	Implemented
25	15	4	7



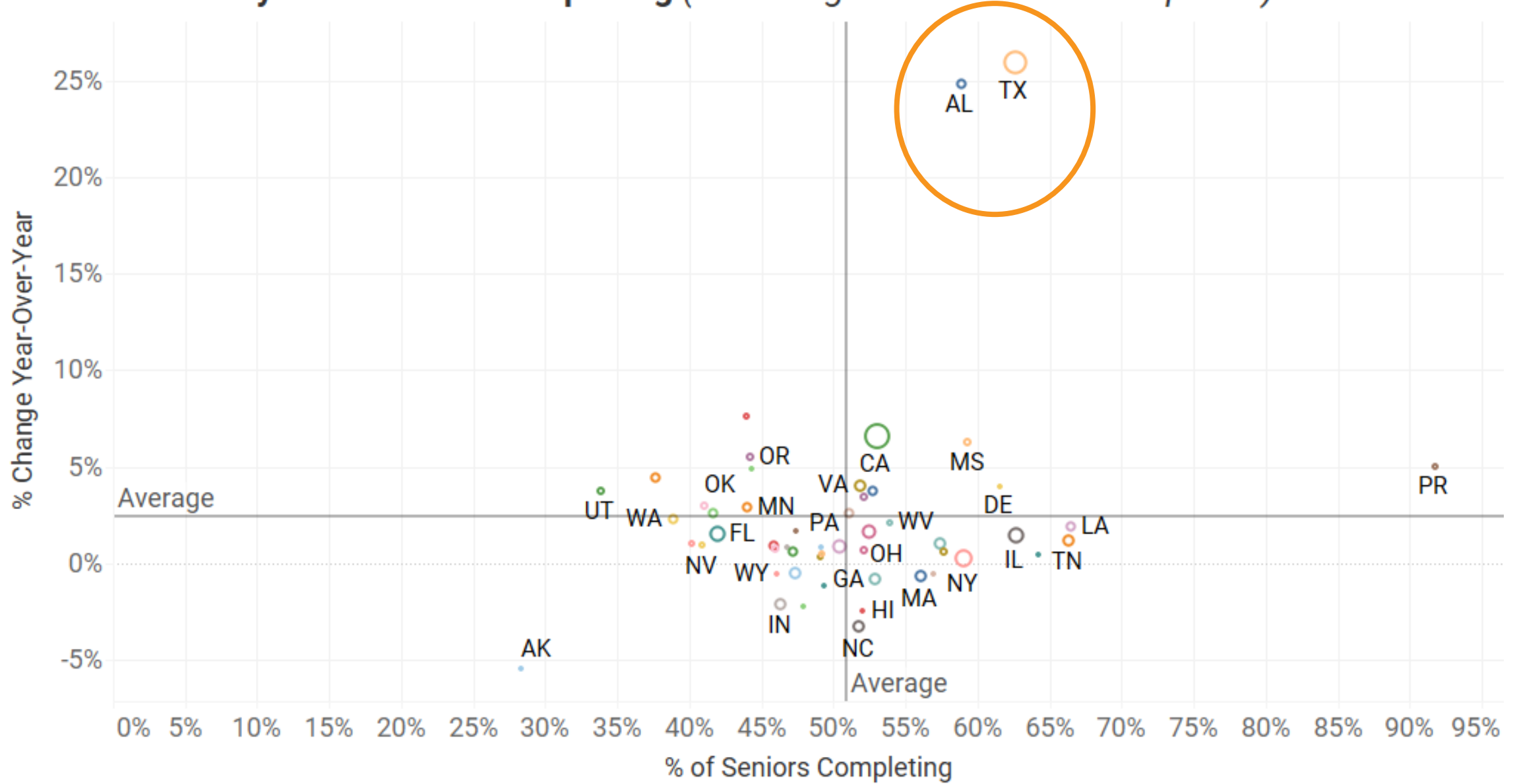
UNIVERSAL FAFSA INCREASES FAFSA COMPLETION (DUH), BUT WHAT DOES IT DO FOR ENROLLMENT?



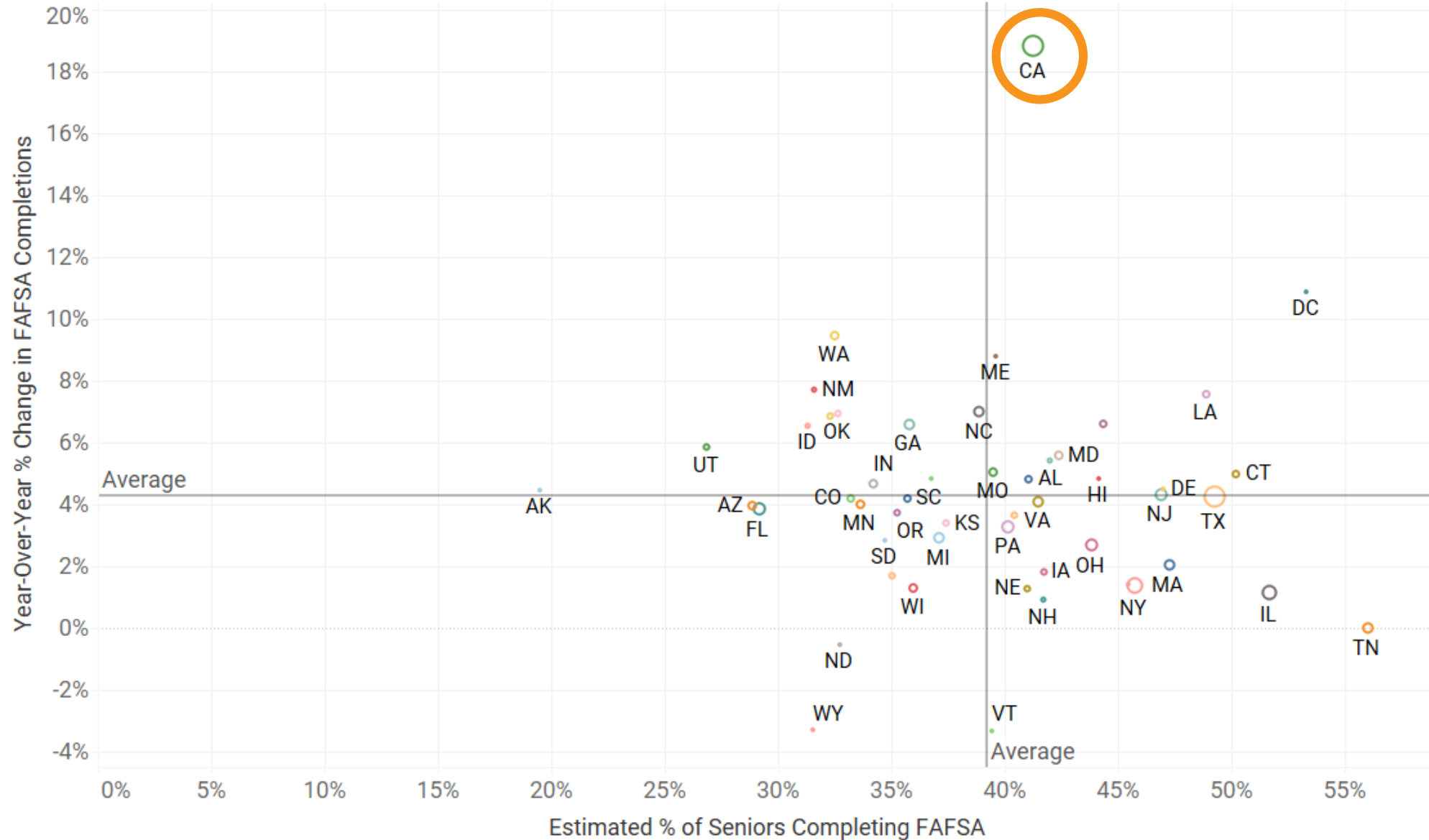
States' FAFSA Completion Rank and % of Seniors Completing a FAFSA in **Year Before** and **Implementation Year** of Universal FAFSA



HS Class of 2022 FAFSA Completion Through 7/1, By State, % Change in FAFSA Completions by % of Seniors Completing (Size Weight: # of FAFSAs Completed)



HS Class of 2023 FAFSA Completion Through 2/24, By State, % Change in FAFSA Completions by % of Seniors Completing (Size Weight: # of FAFSAs Completed)



There has been considerable attention on “Universal FAFSA” policies

NCAN Recommends that States:

- **Require FAFSA completion for high school graduation through legislative or other policy vehicles.**
- **Include a robust opt-out system for students who are unable to access parental financial information, have undocumented parents, or whose parents allow them to abstain.**
- **Provide (at minimum) one full FAFSA cycle from the bill passing, or the item being administratively added to a list of requirements before the actual requirement takes effect.**
- **Make the change administratively, if high school graduation requirements do not live in statute.**
- **If not already in place, build and provide robust training and support through school counselors and/or college access advisers to ensure students are helped through the process.**
- **Provide regular data-sharing on completion to high schools and community-based organizations to allow for better-targeted FAFSA completion efforts.**

**WANT MORE FAFSA
RESOURCES FROM NCAN?**

WHO DOESN'T?

NCAN'S BETTER FAFSA RESOURCES

August 2023-January 2024

- **Better FAFSA completion training toolkit.** Better FAFSA completion toolkit 1.0 in August and continue to update it. Toolkit items will include:
 - Better FAFSA completion training slides and instructor guide.
 - Special topic infographics or worksheets such as, Who Is Your Parent, How to Set Up FSA IDs for Undocumented Individuals, and What's a Negative Student Aid Index.
 - Template student/parent handouts in English and Spanish (e.g., What to Bring to FAFSA Night, What to Do After FAFSA, FSA ID info sheet, What to Do if You Are Selected for Verification).
 - Sample messaging to share the news that FAFSA is different and more simple.
 - Listing of organizations and individuals who attended the “train-the-trainer” event and are a resource for local training.
- **“How to Complete the Better FAFSA” NCAN member training webinars.**
- **Better FAFSA Completion in-person training.**
- **Better FAFSA e-learning units.**
- **Better FAFSA user experience news.**



MORE FAFSA COMPLETION RESOURCES AT NCAN.ORG

NCAN's FAFSA Resource Library contains effective practices and key resources for cities, communities, and school districts looking to create or strengthen a FAFSA completion initiative.

- **FAFSA Planning Calendar**
- **Laying the Groundwork/Engaging Partners**
- **Completing the FAFSA**
- **Training and Capacity Building**
- **Communication**
- **Accessing and Using Data**

[This presentation from the Tennessee Higher Education Commission](#) has excellent statewide, district, and school strategies from a leader in FAFSA completion.

YOUR TURN (AGAIN)!
QUESTIONS, COMMENTS,
IDEAS
REQUESTS?

REACH OUT ANY TIME!



Bill DeBaun

*Senior Director of Data
and Strategic Initiatives*

NCAN

debaunb@ncan.org